

2010

# North Carolina Department of Juvenile Justice and Delinquency Prevention



# ANNUAL REPORT

Governor Beverly E. Perdue

Secretary Linda W. Hayes



North Carolina  
Department of Juvenile Justice  
*and* Delinquency Prevention

# 2010 Annual Report

Mailing Address:

1801 Mail Service Center  
Raleigh, NC 27699-1801

Location:

3010 Hammond Business Place  
Raleigh, NC 27603

919-733-3388

[www.ncdjdp.org](http://www.ncdjdp.org)



**STATE OF NORTH CAROLINA  
DEPARTMENT OF JUVENILE JUSTICE AND DELINQUENCY PREVENTION  
1801 MAIL SERVICE CENTER  
RALEIGH, NORTH CAROLINA 27699-1801  
TELEPHONE: (919) 733-3388**

**Beverly Eaves Perdue  
Governor**

**Linda Wheeler Hayes  
Secretary**

**April 1, 2011**

**Dear Friends of Youth:**

**Thank you for your interest in reviewing the Department's accomplishments for 2010. It has been a year of challenges, but also one of significant progress in many ways. With Governor Perdue's focus on resetting government and improving public safety, we've been working very hard toward strategically using data and evidence-based decision making to strengthen all of our efforts, and to become even more efficient in our business operations. We have accomplished some significant things during the past year, including but not limited to:**

- **Continued development of a comprehensive focus on quality improvement, including enhanced peer-review processes throughout court districts and our youth development centers**
- **Reinstated Career Technical Education (e.g., vocational training) in some of our youth development centers with goals of future expansion in this area**
- **Developed and began deployment of an on-line Community Programs and Information Management system that will ultimately evolve into a fully featured on-line Program Management and Reporting system**
- **Incorporated ethnicity and more definitive juvenile race reporting data into NC-JOIN, the Department's on-line juvenile case management system, for the purpose of improving our responses to Disproportionate Minority Contact**
- **Developed new partnerships with the John D. and Catherine MacArthur Foundation, the Center for Children's Law and Policy, the NC Governor's Crime Commission, the Kate B. Reynolds Charitable Trust, and the Annie E. Casey Foundation among others to institute alternatives to juvenile detention, reduce disproportionate outcomes affecting youth of color, and improve clinical and community outcomes for youth in the juvenile justice system who use or abuse substances**



- **Instituting data-driven instruction strategies and tools in our youth development centers and detention centers**
- **Working with all of our counties to grow comprehensive gang prevention and intervention strategies through American Recovery and Reinvestment Act dollars**
- **Developing and finalizing the Department's first Comprehensive Strategic Plan with truly measurable outputs and outcomes for the next 5 years that will be posted and maintained on our public website**

**There are many other activities and accomplishments I can describe for you. However, the full report that follows paints a picture of how well we continue to do in partnership with our Governor's Office, the NC General Assembly, each local county administration, our Juvenile Crime Prevention Council partners, judges, prosecutors, clerks of court, and other judicial officials as well as myriad other public and private entities with whom we work each day. Juvenile crime rates, juvenile detention usage, youth development center commitments --- all continue to decline and indicate that our Department's comprehensive, integrated juvenile justice system is the right answer for North Carolina as evidenced by the statistics. North Carolina is safer because of all of our efforts. Our use of this multi-tiered approach involving local solutions and state and federal partnerships makes these results tangible and positive. Please read on and share with us the pride that we have in our 1800+ employees and volunteers who make these efforts possible --- and thank you again for your interest in this report.**

**Sincerely,**

A handwritten signature in black ink that reads "Linda W. Hayes". The signature is written in a cursive, flowing style.

**Linda W. Hayes  
Secretary**

# 2010 Annual Report

## North Carolina Department of Juvenile Justice *and* Delinquency Prevention

Introduction: Vision, Mission and Goals	5
Overview	6 - 7
Highlights	8 - 11
Statewide Services	12
Community Programs	13 - 18
Court Services	19 - 25
Risk Assessments	26
Facility Operations	27 - 31
Treatment and Education	32 - 33
Top 25 Offenses	34
Voices of Our Youth	35

## Vision, Mission and Goals

### Vision

By December 2016, DJJDP will be operating an integrated, comprehensive juvenile justice system providing exemplary services to youth and to their families at the times and places where our services will have the greatest positive impact.

### Mission

To reduce and prevent juvenile delinquency by effectively intervening, educating, and treating youth in order to strengthen families and increase public safety.

### Goals

1. Fostering communities that are safe from juvenile crime.
2. Collaborating with judges, district attorneys, law enforcement agencies, schools, and other youth service providers to determine and provide the right program for each youth.
3. To provide safe and secure housing for youth in care and to provide programming that teaches pro-social skills.
4. To provide accurate assessment, effective treatment and education of youth.
5. To prevent youth from initial or further involvement in the juvenile justice system through partnerships with local governments and communities.
6. To provide effective and timely administrative services to internal DJJDP customers and to external recipients of community program funds.
7. To develop and manage workforce development programs and services that are effective, compliant with laws and regulations, and control costs in order to attract, retain, and motivate a highly competent workforce supporting the Department's mission.



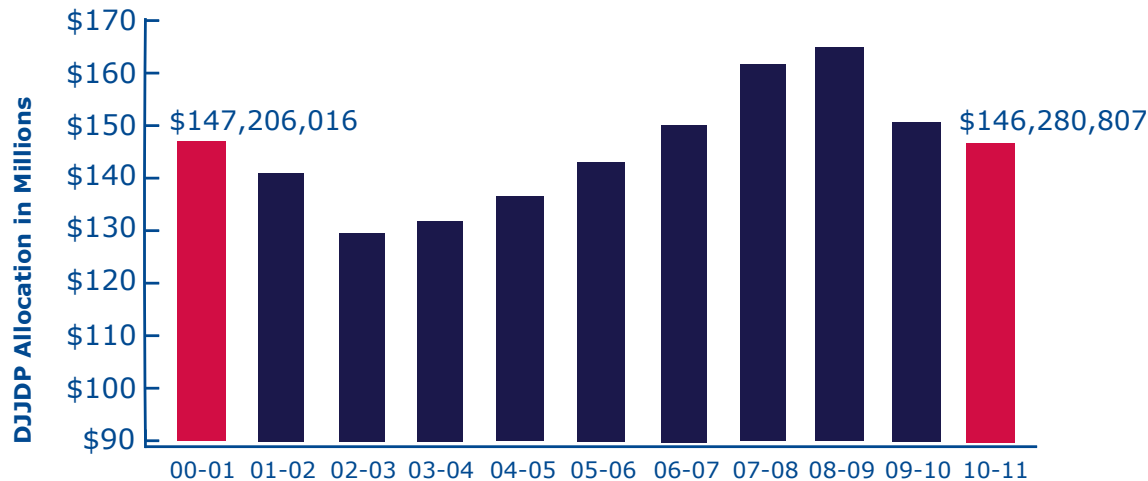
Department Budget

Many North Carolina state agencies have experienced major reductions in funding. Since 2009, the Department of Juvenile Justice and Delinquency Prevention’s (DJJDP) budget has been reduced by \$28 million (16.4% from fiscal year 2008-09 certified budget appropriation). These reductions have had a significant impact on the Department’s ability to carry out its mission. Despite the budget reductions over the last two years, the Department remains focused on its comprehensive strategy and strong commitment to evidence-supported public safety practices. Examples of significant cuts include:

- ◇ Elimination of the Support our Students Program (SOS) \$6.2M
- ◇ Reduction of Juvenile Crime Prevention Council funding \$1.2M
- ◇ Reduction in Eckerd Wilderness Experience \$5.3M
- ◇ Closing of two multipurpose juvenile homes \$0.8M
- ◇ Elimination of the Center for the Prevention of School Violence \$0.5M
- ◇ Reduction in alternatives to commitment and detention \$0.5M
- ◇ Elimination of 51.0 staff positions \$2.4M
- ◇ Elimination of the Governor’s One-on-One Program \$1.6M
- ◇ Reduction of operational and continuation budgets \$9.7M

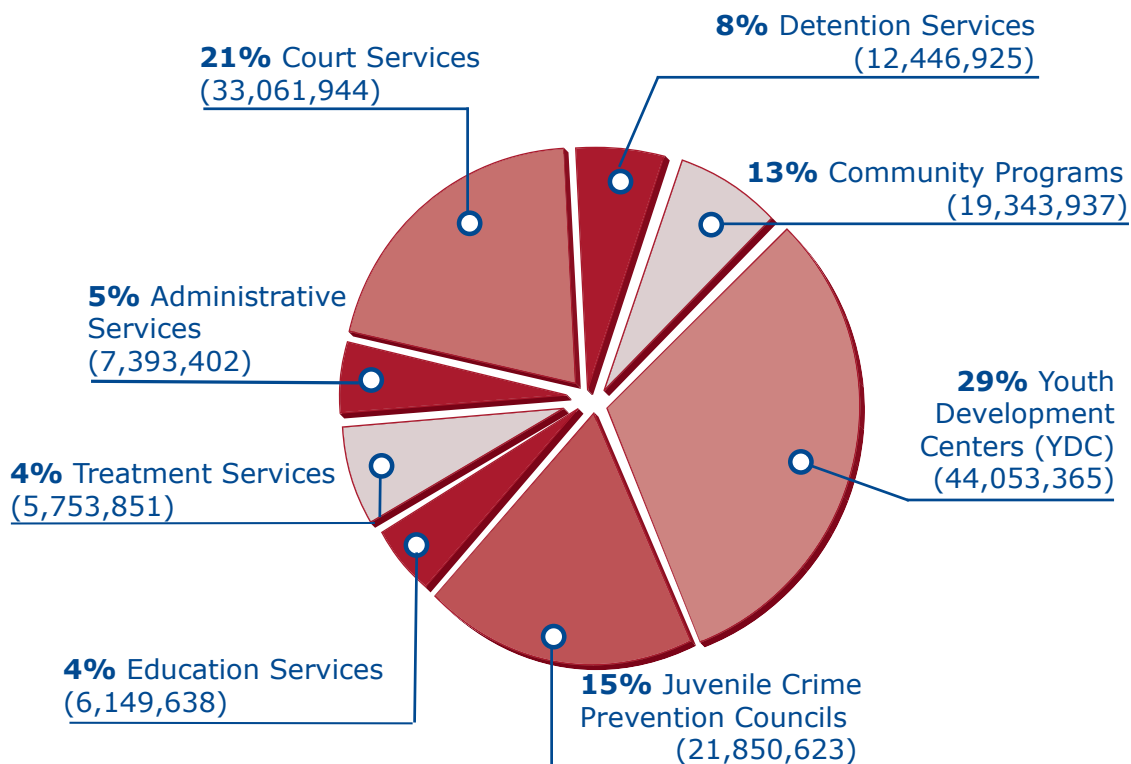
### State Budget Appropriation to the Department

Budget totals are year-end appropriation amounts for each fiscal year, except 2010-11  
 Source: DJJDP Budget Operations Office, Accessed 2-23-11



## State Budget Appropriation to the Department

Budget is year end amount for FY 09-10, Total = \$150,053,685



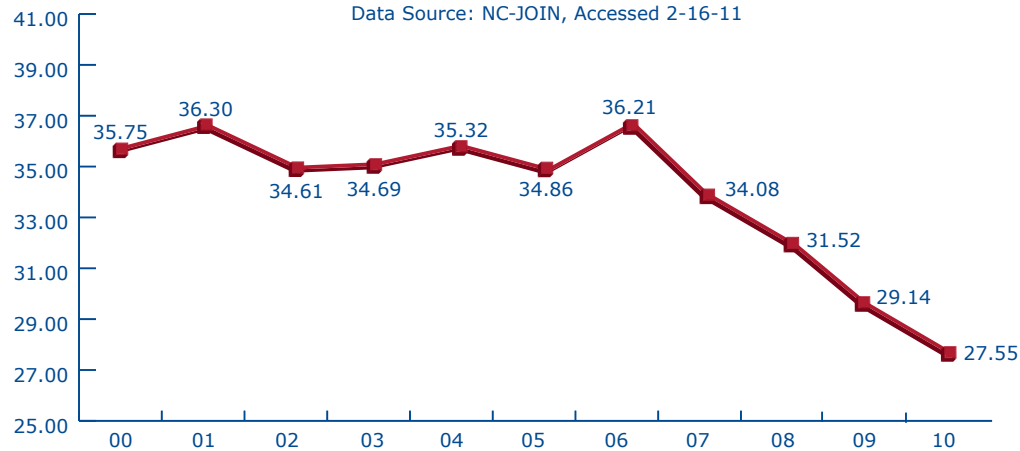
During the past year, the Department continued to allocate 95% of its resources to the provision of services to youth and families across the state. With direction from the North Carolina Office of State Budget and Management, one change was made to the budget in FY 09-10: treatment and education services were separated from the youth development center budget. This was done to better monitor and track functional expenses and revenues in those areas.

## Juvenile Delinquency Rate

For the fourth straight year, the Department can report that the total number of juvenile delinquency complaints filed statewide decreased, and the rate of delinquency complaints filed per 1,000 youth ages 6-15 dropped to a 12-year low. This continued decline can be attributed to the hard work of all the Department's state and local partners and the innovative approach taken by legislators through the passage of the Juvenile Justice Reform Act of 1998. This landmark legislation that created the Department led to 63% fewer youth being committed to the Department's youth development centers since 2000.

### 2000 - 2010 Juvenile Delinquency Rate

Data Source: NC-JOIN, Accessed 2-16-11

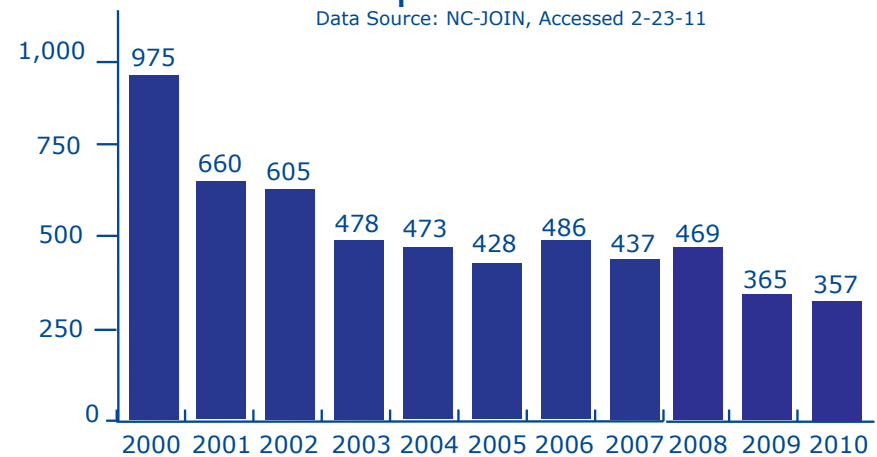


A juvenile delinquency complaint is the charging of an offense that would be a crime under state law or under an ordinance of local government, including violation of motor vehicle laws if committed by an adult.

Juvenile delinquency rate is defined as the number of delinquent complaints received by court services offices per 1,000 youth ages 6-15 years old.

### Youth Development Center Commitments

Data Source: NC-JOIN, Accessed 2-23-11



## Department Highlights

### *Delivering Quality Treatment Services*

Treatment interventions provided to youth assigned to youth development centers are based on core evidence-supported principles that include thorough assessments of risk and need, the targeting of criminogenic risk factors, and programming rooted in a cognitive-behavioral approach. A series of therapeutic activities/interventions that focus on skill building and behavioral change is provided along with recurring interaction with parents and guardians.

The Department is highly committed to further training its staff and deploying evidence-based treatment and intervention services. As such, cognitive-behavioral intervention methods, systems of care approaches, and trauma focused cognitive-behavioral methods are very high on the priority list for ongoing development.

Overall, the array of treatment and education services administered by the Department is critical to its success. The evidence-supported programs have proven to be effective in treating committed youth and reducing juvenile crime. Reduction in funding or support for treatment programs will have an adverse affect on the Department's continuous efforts to reduce juvenile crime.

### *Re-establishing Career Technical Education Programming*

Career Technical Education Programming (Vocational Services) is central to future programming of the Department. Many of the older youth released from DJJDP facilities do not return to high school but move on to seek employment and/or admission to college.

Providing this population with career and technical training will allow them to develop the skills needed to secure stable employment after release. Despite having space to conduct programs as well as some equipment, the Department will need adequate staff and other resources to continue making progress in this area. This includes resources to effectively transition youth back into their home communities with job sites, coaches, and follow-up wrapped around them.

### *Evidence-Supported Programs*

While the economic conditions are challenging, there are several new evidence-supported programs in the areas of detention and treatment that when further implemented will yield more effective results in the youth population served by the Department.

Alternatives to detention or commitment programs (often referred to as *demonstration projects*) serve youth who would otherwise be in detention or committed to a youth development center. The youth served are high-risk and in need of intensive interventions in their communities. These programs provide wrap-around services and 24-hour adult supervision to youth and support services to their families.

Reclaiming Futures is a nationally evaluated and evidence-supported substance abuse recovery management model with six NC implementation sites around the state that provide drug and alcohol treatment to juvenile justice-involved youth. This model also provides family support services and connects the youth with mentors. Currently in the evaluation process, preliminary results are showing notable treatment effectiveness for youth and families served by this program as well as more effective juvenile justice/public safety outcomes. The Department is a lead partner along with the Kate B. Reynolds Charitable Trust, the NC Division of Mental Health/Substance Abuse/Developmental Disabilities, NC Administrative Office of the Courts, and many others in the Reclaiming Futures efforts.

### *Continuous Quality Management*

In 2009, the Department began a comprehensive, Continuous Quality Management (CQM) initiative. This effort began in conjunction with the Administrative Services division working to streamline policies, procedures and performance management. The Quality Management Team developed a system to conduct annual performance improvement reviews within all Court Districts (Peer Reviews) and the Department's 17 facilities to include 8 youth development centers and 9 juvenile detention centers (Facility Reviews). In the near future, CQM will extend to other divisions in the Department such as Detention, Community Programs and Administration.



### *Peer Reviews*

The Division of Court Services began participating in the statewide quality improvement program in July 2010. In the first six months of this initiative, over two hundred juvenile court counselors who have been trained as peer reviewers, have reviewed 1,056 client records in fifteen judicial districts serving forty-seven counties. District court judges and other stakeholders are interviewed as a part of this review process. At the completion of the District Peer Review, a plan is constructed for any improvements that are indicated, and best practices are identified to be shared with Court Services staff throughout the state.

A sample of what has been found includes:

- Without exception, judges reported that they were very satisfied with the quality of information and recommendations received from court counselors and with the quality of services provided to the juveniles in their charge.
- District offices are working closely with schools help them to refer students to appropriate community services such as Teen Court rather than refer them to court, and to help reduce truancy through local collaboration and projects like Truancy Courts.
- Unique collaborative efforts exist throughout the State. One example is the Buncombe County co-location of court staff and DSS staff in a site where a coordinated team focuses on one section of the county. This arrangement results in improved coordination of services and increased efficiencies.



- Districts developed successful strategies to secure timely, comprehensive mental health and substance abuse assessments for young people. In District 7, a single provider does assessments and does not provide direct services. This subsequently requires a referral to a mental health provider within their network that provides direct services to the juvenile and family. Comparatively, in District 5, four clinical psychologists provide these services resourced by JCPC and county funds.
- During the peer reviews many stories of successful youth were told that illustrated the purpose of Court Services' work. A young man from Wake County earned his GED while at Dillon YDC and now, thanks to the great work of his court counselor and the team she pulled together, this young man is doing well in college. In District 1, they celebrate the success of a young man now attending community college thanks to the services in the community and lessons learned at one of the multipurpose group homes. His future plans are to enroll in a school with a robotic engineering program.

All peer reviewers and districts being reviewed have reported that the reviews have been a positive learning experience as it has been for all of Court Services. By July 2011, all thirty-nine court districts will have completed their first annual round of reviews.

#### *NC ALLIES (A Local Link to Improve Effective Services) - Community Programs*

The Department began the implementation of NC ALLIES (A Local Link to Improve Effective Services) in 2010. This powerful new tool will allow the Department to collect more information on juveniles served by the 604 Juvenile Crime Prevention Council (JCPC) programs. This data will provide the Department and the local councils with valuable information which will allow them to see how effectively their services are in preventing future juvenile crime. Beyond providing decision makers with improved information about the clients being served by JCPC programs, the NC ALLIES system will also reduce the amount of paperwork programs will have to file by putting all of the data collection processes online. These improvements will save programs and the State substantial amounts of money in postal and printing cost, allowing more money to go into direct services for youth.

#### *Standardization of Program Objectives*

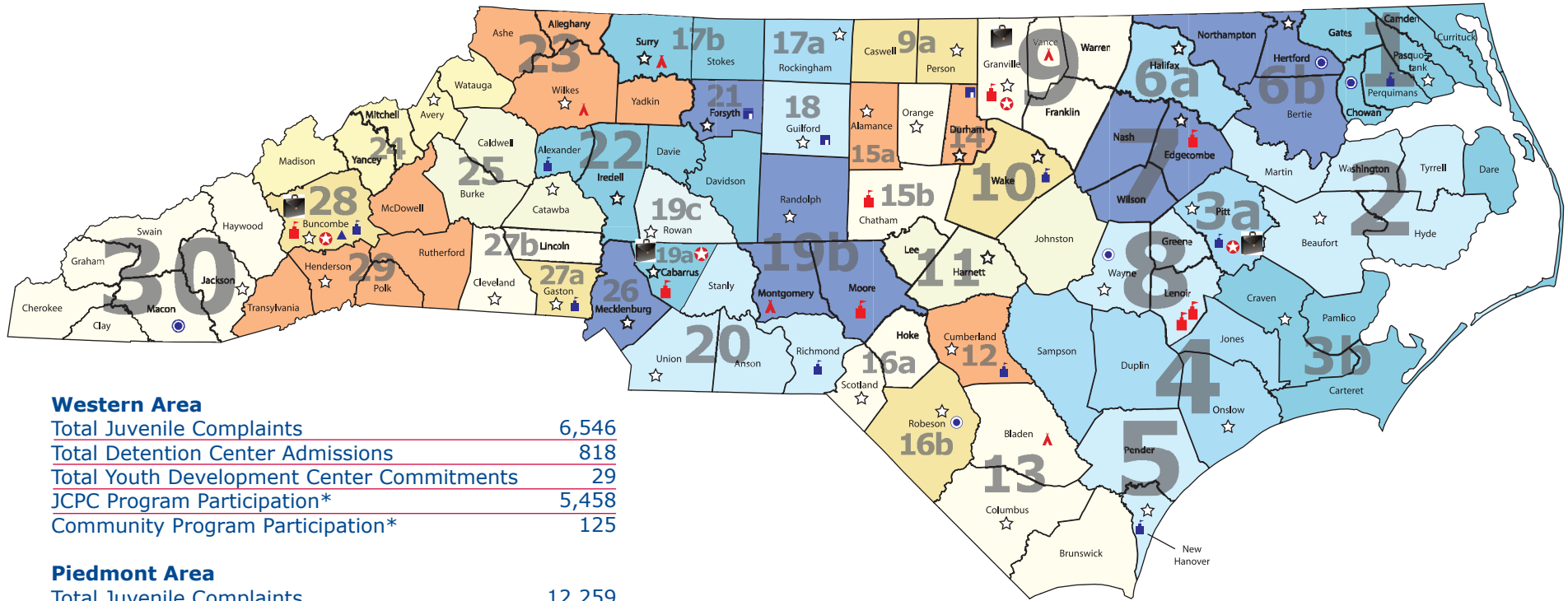
Included in the new NC ALLIES system are standardized outcomes by which program providers and state and county partners can measure effectiveness of their programs and track subsequent involvement of youth within the juvenile justice system. Though program providers have tracked results annually and the Department has had access to recidivism data on participants, results will now be tracked using the online database by the specific program type (e.g., Teen Court, mentoring, counseling, restitution/community service, etc), enabling policymakers to see what program types work best for the specific risks and needs of youth served.

This added accountability, along with the current JCPC and Department monitoring of the programs, will enhance the quality assurance efforts of the Community Programs Division.

# Statewide Programs

Operational programs during Calendar Year 2010

Data Source: NC-JOIN and Client Tracking, Accessed 2-16-11



### Western Area

Total Juvenile Complaints	6,546
Total Detention Center Admissions	818
Total Youth Development Center Commitments	29
JCPC Program Participation*	5,458
Community Program Participation*	125

### Piedmont Area

Total Juvenile Complaints	12,259
Total Detention Center Admissions	2,265
Total Youth Development Center Commitments	111
JCPC Program Participation*	7,868
Community Program Participation*	204

### Central Area

Total Juvenile Complaints	10,550
Total Detention Center Admissions	2,152
Total Youth Development Center Commitments	113
JCPC Program Participation*	9,805
Community Program Participation*	301

### Eastern Area

Total Juvenile Complaints	8,229
Total Detention Center Admissions	1,129
Total Youth Development Center Commitments	104
JCPC Program Participation*	7,262
Community Program Participation*	175

- Area Administrator
- Chief Court Counselor
- JCPD Consultant Office
- Youth Development Center
- State Detention Center
- County Detention Center
- Multipurpose Juvenile Home
- Eckerd Camp
- Woodson Wilderness Challenge

\*JCPC and community program participation calculated by 2009-2010 school year.

## Community Programs

The Community Programs Division, led by Deputy Secretary Teresa Price, is charged with preventing initial or further involvement of youth in the juvenile justice system while contributing to public safety locally. Community-based prevention and intervention programs, gang violence prevention projects, alternative to commitment programs (demonstration projects), wilderness camps, and multipurpose juvenile homes provide services to youth and their families in over 600 programs throughout the juvenile justice continuum.

The Community Programs Division served over 30,000 youth during the 2009-10 fiscal year including 30,393 in county-based Juvenile Crime Prevention Council-funded (JCPC) programs, 681 in Eckerd Camps, 124 in Multipurpose Juvenile Homes, and 91 in alternative to commitment programs.

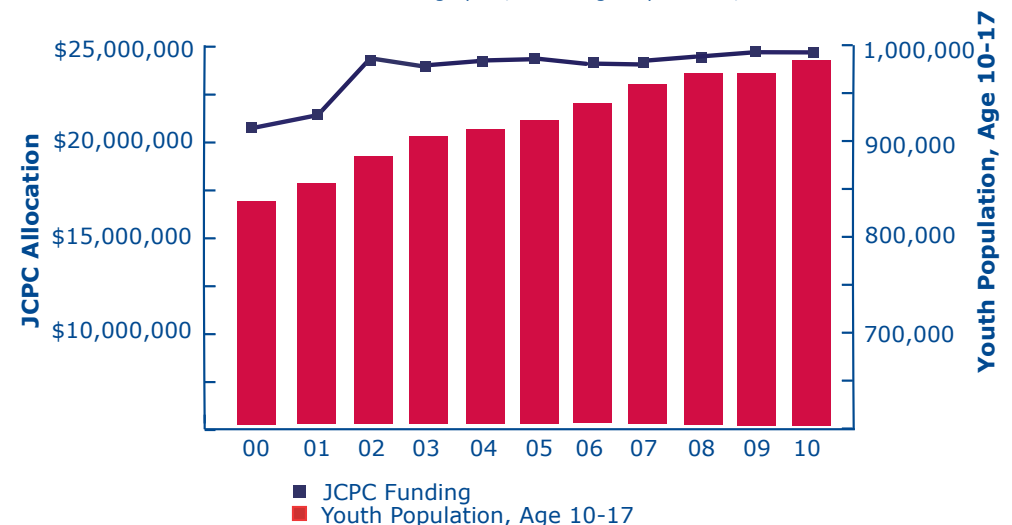
### Juvenile Crime Prevention Councils

The majority of the Community Programs Division budget is spent on funding JCPC programs. The Community Programs Division provides technical assistance and support to each JCPC, to county government for juvenile justice planning and fiscal management, and to local programs for program development and compliance with operating and performance standards. JCPCs are the foundation for North Carolina’s comprehensive strategy to prevent and reduce juvenile delinquency and crime. These councils are responsible for planning and developing strategies to address and prevent juvenile delinquency in each county in partnership with the State so that there is coordination with statewide resources, priorities, and objectives. JCPCs are responsible for developing a local continuum of needed sanctions and services to address the issues of delinquent juveniles, those youth most likely to become delinquent, and their families. Juvenile Crime Prevention Councils fund the following types of services and programs in their local communities:

- Skill Building Services
- Mentoring Services
- Teen Court Services
- Restitution Services
- Mediation/Conflict Resolution
- Residential Services Programs
- Juvenile Structured Day Services
- Clinical Evaluation and Psychological Assessment Services
- Counseling Services
- Home-based Counseling Services
- Sex Offender Assessment and Counseling

### Youth Population Compared To JCPC Allocation

Data Source: State Demographer, and Budget Operations, Accessed 2-23-11



As evidenced in the fiscal year 2009-10 figures below, JCPCs are using the DJJDP allocation to leverage other sources of revenue for programs and services to meet the needs of at-risk and adjudicated youth in their counties. In fact, they are leveraging over \$18.1 million in funding from other revenue sources (local, state, and federal), which represents over 46% of their total funding. This demonstrates the collaboration among county agencies and organizations represented on the JCPC as well as the effectiveness of the state-local partnership in this ongoing effort to improve public safety and reduce juvenile delinquency in our state.

Type of Program	Total Budget	Department Allocation	Average Cost per Youth	Average Department Cost per Youth
Assessment Programs	\$2,163,817	\$1,450,234	\$1,143.67	\$766.51
Clinical Treatment Services	\$9,063,958	\$4,483,930	\$2,378.37	\$1,176.58
Community Day Services	\$6,195,669	\$2,358,688	\$2,847.27	\$1,083.96
Residential Services	\$6,072,042	\$2,618,033	\$6,405.11	\$2,761.64
Restorative Services	\$8,758,925	\$6,134,520	\$628.24	\$440.00
Structured Activities	\$7,144,208	\$4,247,689	\$1,042.04	\$619.56
<b>Total</b>	<b>\$39,398,619</b>	<b>\$21,293,094</b>	<b>\$1,329.91</b>	<b>\$718.75</b>

(Source: JCPC Client Tracking System)

### Gang Grants

Based on an analysis of the North Carolina Juvenile Online Information Network (NC-JOIN) data, during 2010 a total of 17,799 distinct youth were administered a risk assessment. Of all youth assessed for risk, 1,195 (6.7%) were determined to be gang-affiliated. Analysis revealed that the deeper into the juvenile justice system youth had penetrated, the more likely they were to be gang-involved. Data indicated that 38% of the youth in the state's YDCs were assessed as being gang-involved. Previous examination of this type of data led the Department to seek grant funding to pursue strategies to reduce gang involvement among youth in our State. In 2009, thanks to Governor Perdue and the Governor's Crime Commission, the Department was able to implement two major gang prevention and intervention grant supported initiatives.

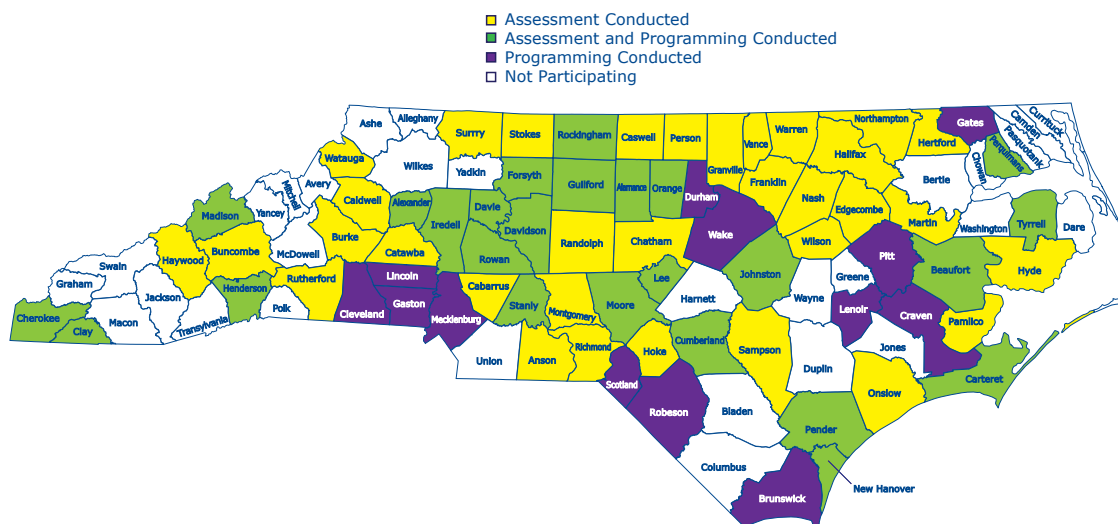
### Community-Based Youth Gang Violence Prevention Grant

This project is providing local communities with the financial and technical assistance needed to conduct an assessment of a local gang problem (or developing problem) and/or to implement evidence-based programs/practices in addressing gang involvement. Assessment, program development, and implementation must reflect the Federal Office of Juvenile Justice and Delinquency Prevention's (OJJDP) Comprehensive Gang Model (CGM).

- DJJDP has created/retained over 140 positions across the State through this project in part due to American Recovery and Reinvestment Act (ARRA) funding.
- 38 projects were funded to provide evidence-based programming/practices.
- Over 1,000 youth were admitted/served in the programs.
- Services were provided in rural counties that were not previously available.
- 72 counties statewide received funding to conduct a comprehensive gang assessment and/or to provide evidence-based programming/practices following the OJJDP CGM.
- 58 comprehensive gang assessments were funded.
- Vocational programming/career technical education services are being provided.
- JCPCs held community forums to provide assessment findings and programming needs to stakeholders, parents, county officials, program providers and law enforcement.

The ARRA funding for these community-based youth gang violence prevention projects has moved North Carolina into the forefront as the state with the most comprehensive statewide implementation of OJJDP's Comprehensive Gang Model. This would not have been possible without recovery funding.

Community-Based Youth Gang Violence Prevention Project, 2010

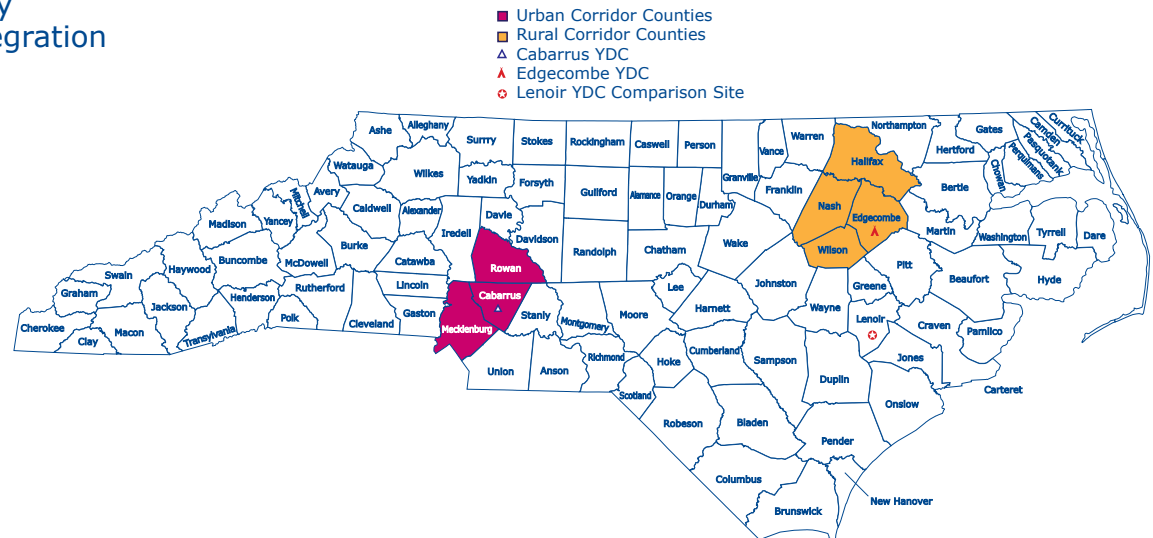


## Gang Prevention/Intervention Pilot program

The Gang Prevention/Intervention Pilot program has implemented the following components during the past year:

- Cognitive-behavioral curriculum called Real Experiences About Life (REAL) and related staff training in the two selected YDCs;
- Evidence-based transition/reentry services for gang-affiliated youth returning to the community with community-based funding through local JCPCs;
- Selected CGM strategies in urban and rural corridor catchment counties to address community-based gang issues;
- Training of court services, detention center, and YDC staff in gang awareness, screening youth for risk factors related to gang affiliation and activity, and providing practical strategies for managing gang-related behaviors at all levels of engagement; and
- Reintegration into a safe community from youth development centers. DJJDP has entered into a contract with Methodist Homes for Children to provide a safe haven and transition services for youth on post release supervision who cannot return to their local communities due to former gang involvement or lack of a family support. While housed at the facility in Craven County, the youth will be engaged in an independent living curriculum including:
  - Financial management and savings plan
  - Substance abuse education
  - Social skills/interpersonal skill building
  - Vocational training/job readiness/employment
  - GED or community college curriculum courses
  - Bi-weekly leadership groups held at the facility
  - Positive recreation and leisure activity
  - Discharge planning – community integration

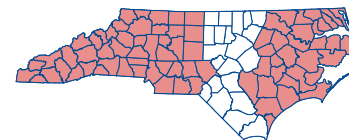
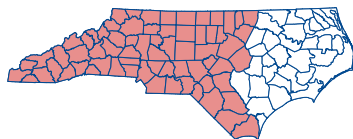
Gang Prevention and Intervention Pilot Program, 2010



# Youth Served in Community Programs: 2010

\*Program participation calculated by 2009-2010 school year.

\*\*Multipurpose Juvenile Homes



## Eastern Area\*

County	JCPC	Eckerd Camps	MPJH**
Beaufort	107	1	1
Bertie	55	0	3
Camden	131	0	1
Carteret	626	2	5
Chowan	107	0	0
Craven	487	0	3
Currituck	72	3	2
Dare	72	2	2
Duplin	696	6	0
Edgecombe	116	6	2
Gates	80	1	1
Greene	124	1	0
Halifax	179	1	10
Hertford	34	1	3
Hyde	30	0	0
Jones	35	1	0
Lenoir	367	2	3
Martin	278	1	4
Nash	252	5	0
New Hanover	433	8	0
Northampton	43	2	3
Onslow	393	16	0
Pamlico	103	1	1
Pasquotank	223	0	2
Pender	181	6	0
Perquimans	80	1	2
Pitt	502	4	3
Sampson	185	10	0
Tyrrell	78	0	2
Washington	59	0	3
Wayne	801	7	18
Wilson	333	11	2
<b>Totals</b>	<b>7,262</b>	<b>99</b>	<b>76</b>

## Central Area\*

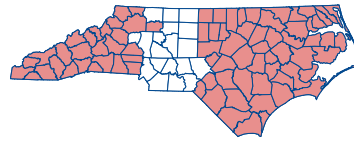
County	JCPC	Eckerd Camps	MPJH**
Alamance	1,028	10	0
Bladen	109	4	0
Brunswick	415	23	0
Caswell	114	3	0
Chatham	302	1	0
Columbus	196	9	0
Cumberland	1,467	30	1
Durham	852	17	0
Franklin	191	7	0
Granville	126	11	0
Harnett	486	13	0
Hoke	89	6	3
Johnston	182	4	0
Lee	184	5	0
Orange	880	4	0
Person	255	4	0
Robeson	729	3	18
Scotland	179	5	5
Vance	167	12	0
Wake	1,734	98	1
Warren	120	4	0
<b>Totals</b>	<b>9,805</b>	<b>273</b>	<b>28</b>

Program participation data reflect counts of all youth served in DJJDP funded programs in the community. The Juvenile Crime Prevention Councils (JCPCs) partner with the State to develop community-based services. To learn more about Department programs, visit our website at [www.ncdjjdp.org](http://www.ncdjjdp.org).



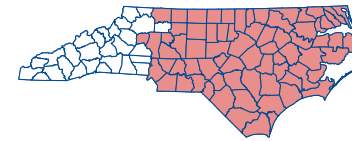
## Youth Served in Community Programs: 2010

\*Program participation calculated by 2009-2010 school year.  
 \*\*Multipurpose Juvenile Homes



### Piedmont Area

County	JCPC	Eckerd Camps	MPJH**
Alexander	78	6	0
Anson	63	0	0
Cabarrus	377	11	0
Davidson	602	15	0
Davie	71	12	0
Forsyth	781	21	0
Guilford	1,778	37	0
Iredell	533	10	0
Mecklenburg	1,211	19	0
Montgomery	62	2	0
Moore	209	12	0
Randolph	286	5	0
Richmond	143	8	0
Rockingham	427	11	0
Rowan	503	3	0
Stanly	108	0	0
Stokes	221	9	0
Surry	192	16	0
Union	223	7	0
<b>Totals</b>	<b>7,868</b>	<b>204</b>	<b>0</b>



### Western Area

County	JCPC	Eckerd Camps	MPJH**
Alleghany	58	0	0
Ashe	109	1	0
Avery	77	2	0
Buncombe	694	9	0
Burke	205	10	0
Caldwell	257	3	0
Catawba	424	9	0
Cherokee	83	0	6
Clay	46	0	2
Cleveland	458	2	0
Gaston	755	12	0
Graham	59	0	0
Haywood	123	1	6
Henderson	281	2	0
Jackson	86	0	4
Lincoln	210	9	0
Macon	112	1	2
Madison	134	0	0
McDowell	213	3	0
Mitchell	73	1	0
Polk	46	3	0
Rutherford	113	0	0
Swain	39	0	0
Transylvania	287	0	0
Watauga	104	5	0
Wilkes	178	22	0
Yadkin	122	7	0
Yancey	112	3	0
<b>Totals</b>	<b>5,458</b>	<b>105</b>	<b>20</b>



## Court Services

Court Services’ staff, led by Deputy Secretary Michael Rieder, provides intake and supervision services for undisciplined and delinquent juveniles within a continuum of services that provides care and control. Juvenile court counselors work through district offices and provide services in each county. The goals of the Court Services Division are as follows: 1) Keep communities safe by holding young people accountable for their behavior; 2) Assure that appropriate services, based upon a comprehensive client risk and needs assessment, are provided to address the young person’s needs and prevent future delinquent behavior. The desired end is that our clients are successful in the community, school, and at home. The work of juvenile court counselors with youth and their families requires a great deal of close collaboration with judges, district attorneys, law enforcement agencies, schools, and other youth service providers to determine and provide the most appropriate program for each youth.

During the 2010 calendar year, the Court Services Division employed approximately 600 staff located in 39 districts covering all 100 counties. Court Services staff received 37,584 total delinquent and undisciplined complaints and conducted 24,393 intakes on 19,019 distinct juveniles. Juvenile court counselors served approximately 13,300 juveniles in 2010 under court-ordered supervision and approximately 7,700 juveniles under diversion plans and contracts. (Some juveniles were served first under a diversion plan or contract and then by court-ordered supervision.)

### *Disproportionate Minority Contact (DMC)*

DMC staff work with Department staff and the broader community (JCPCs, schools, etc) to ensure awareness on the issues surrounding disproportionate contact of youth of color with the juvenile justice system. DMC staff utilize statewide data to determine the relative rate index, and then target efforts to address the critical decision points in which youth are most disproportionate.

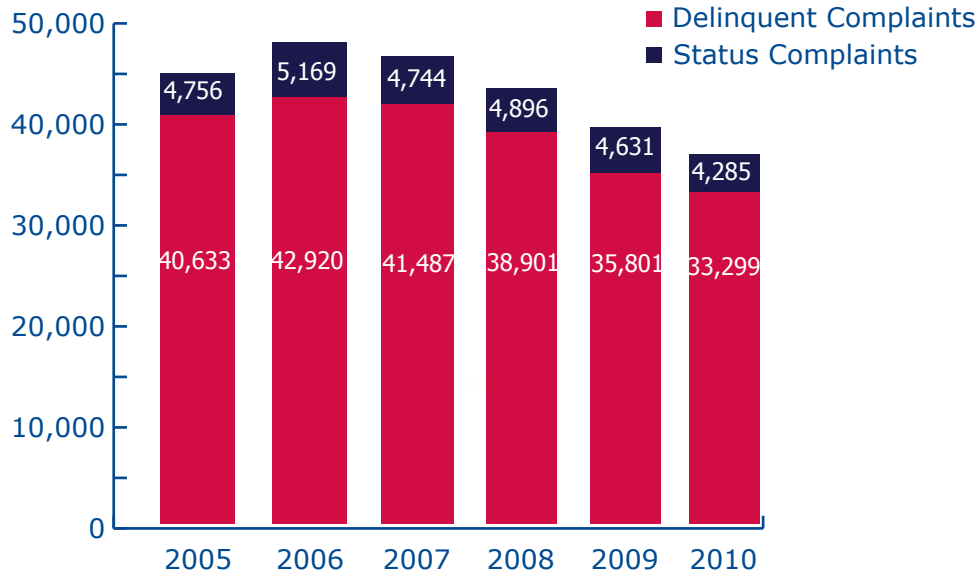
### **Total Complaints by Race/Ethnicity: 2010**

Data Source: NC-JOIN, Accessed 2-16-11

	<b>Class A - E</b>	<b>Class F - I, A1</b>	<b>Class 1 - 3</b>	<b>Infraction</b>	<b>Status</b>	<b>Complaints</b>
American Indian or Alaska Native	30	106	380	3	96	615
Asian	4	19	105	2	25	155
Black or African American	563	4,296	11,535	67	1,561	18,022
Hispanic/Latino	38	786	1,798	23	404	3,049
Native Hawaiian or Other Pacific Islander	0	0	19	0	1	20
Two or More Races	5	94	326	0	121	546
Unknown	5	102	266	0	54	427
White	243	2,745	9,532	56	2,174	14,750
<b>Total:</b>	<b>888</b>	<b>8,148</b>	<b>23,961</b>	<b>151</b>	<b>4,436</b>	<b>37,584</b>

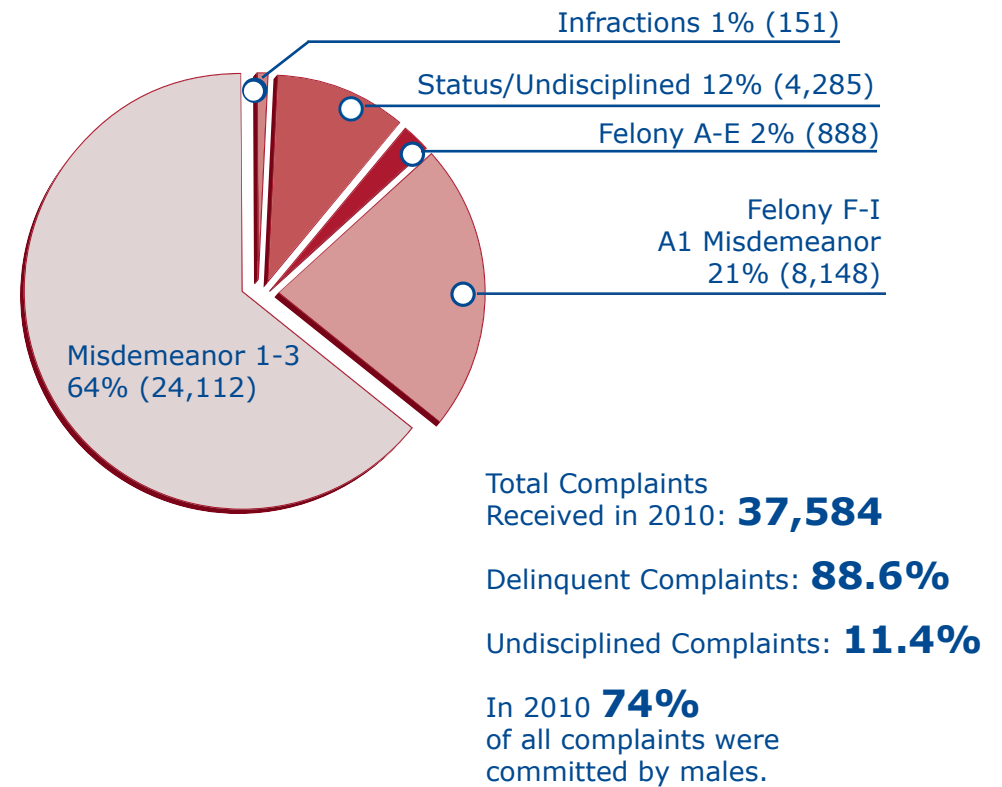
## 2005 - 2010 Juvenile Delinquent and Status Offenses

Data Source: NC-JOIN, Accessed 2-16-11



## Complaints Received: 2010

Data Source: NC-JOIN, Accessed 2-16-11



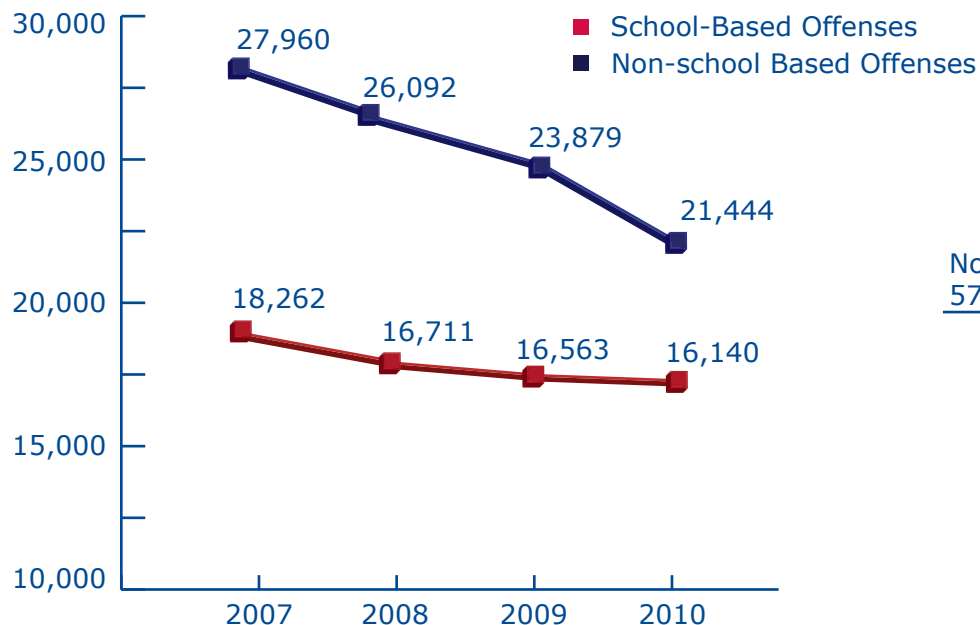
### New Initiatives

Helping young people transition back to the community from youth development centers is a critically important initiative for the Department. When a young person returns to the community after being committed to a YDC by the court, the transition is always a challenge. Long before the youth is scheduled to return home, the court counselor, staff at the YDC, the youth and family and involved community agencies meet regularly to develop a coordinated plan to assist the youth and family to have a successful transition. The Department is developing a pilot project with several districts to create specialized case loads for court counselors to improve collaboration and case management for these young people. After a year of implementation, this pilot project will be evaluated for possible replication in other areas of the State.

## Crimes and Offenses that Occurred at Schools

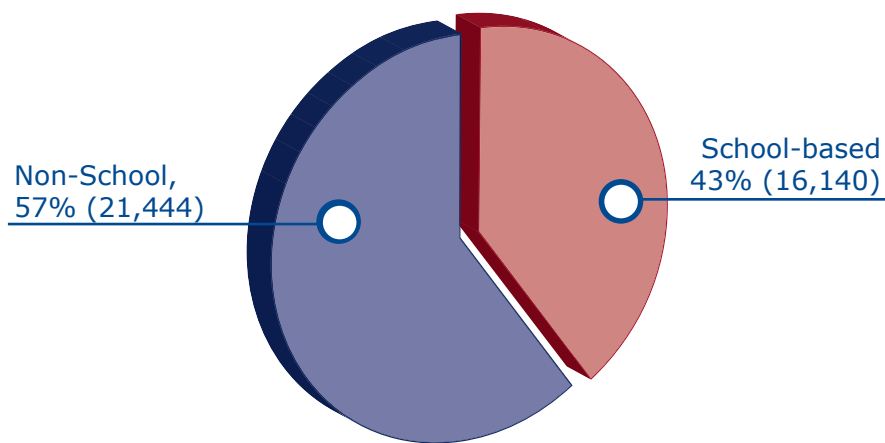
**School-Based vs Non School-Based Offenses: 2007-2010**

Data Source: NC-JOIN, Accessed 2-16-11



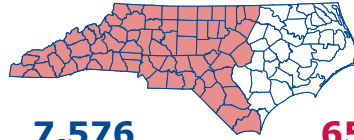
**School-Based vs Non School-Based Offenses: CY 2010**

N = 37,584 | Data Source: NC-JOIN, Accessed 2-16-11



### *Interstate Compact for Juveniles*

Court Services administers the Interstate Compact for Juveniles which provides the legal means to transfer juvenile probation supervision from one state to another, and for the return of juvenile runaways between states. During 2009-10, NC Interstate Compact for Juveniles (ICJ) served over 1,300 youth. At any one time, there are approximately 600 active interstate cases, with majority of cases being transfers into North Carolina. Our interstate compact staff work with court counselors in North Carolina to make sure that there is an appropriate place for the young person to live and to provide supervision of probation compliance for these young people. When transferring a case to another state because the family is moving, interstate compact staff work collaboratively with other states to facilitate appropriate placement and probation supervision. The ICJ also serves as the mechanism to return runaways between states.



# Juvenile Complaints by County in 2010

Eastern Area Total: **8,229**

**7,576**

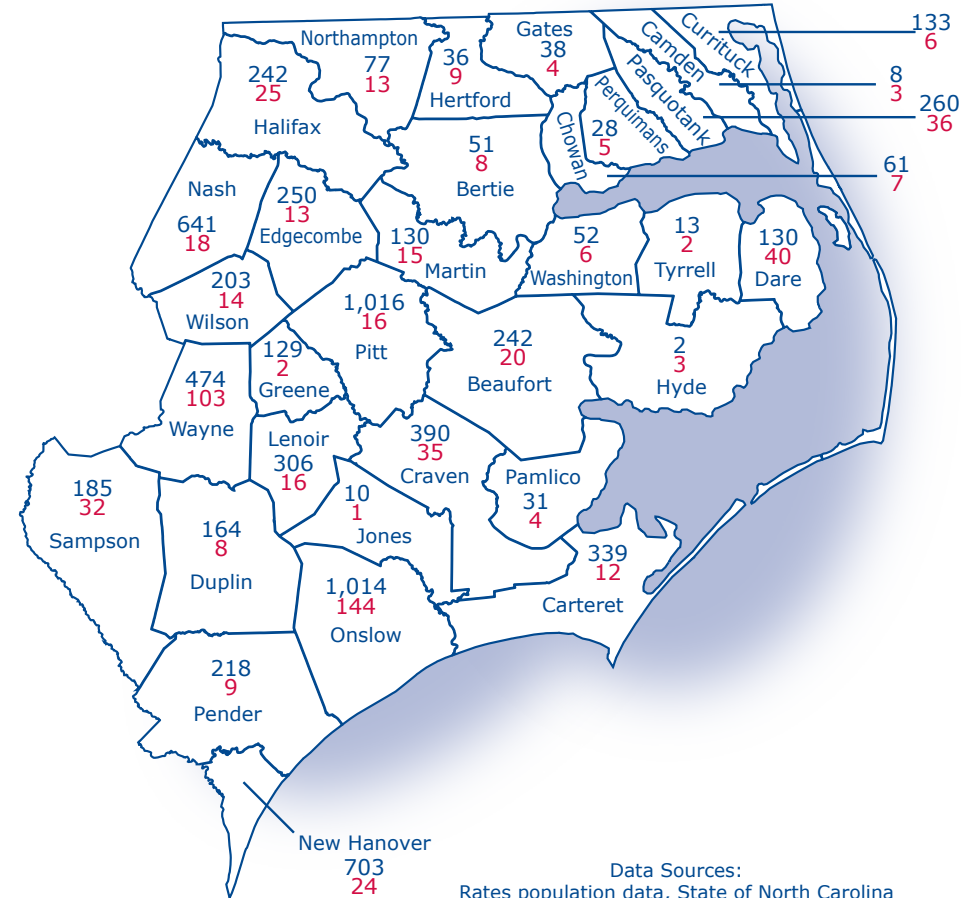
Total Delinquent  
Complaints

**653**

Total Undisciplined  
Complaints

## Offense Rates and Detention Admissions by County (Eastern Area, 2010)

County	Undisciplined Rate Per 1,000 Age 6-17	Delinquent Rate Per 1,000 Age 6-15	Detention Center Admissions
Beaufort	2.82	41.21	36
Bertie	2.49	19.37	16
Camden	2.15	7.14	0
Carteret	1.57	54.97	23
Chowan	3.15	33.55	13
Craven	2.11	27.75	68
Currituck	1.68	45.97	18
Dare	9.64	38.71	7
Duplin	0.89	21.66	29
Edgecombe	1.47	34.89	39
Gates	2.04	24.45	4
Greene	0.59	45.78	19
Halifax	2.80	33.67	40
Hertford	2.53	12.94	12
Hyde	4.48	3.77	2
Jones	0.68	8.70	1
Lenoir	1.74	40.24	45
Martin	3.77	40.56	15
Nash	1.15	50.32	27
New Hanover	0.97	34.51	96
Northampton	4.34	31.61	20
Onslow	5.00	40.54	132
Pamlico	2.64	24.80	4
Pasquotank	6.07	53.27	31
Pender	1.23	37.13	15
Perquimans	2.87	19.66	4
Pitt	0.69	52.53	128
Sampson	2.91	20.19	109
Tyrrell	3.82	29.89	0
Washington	2.89	30.32	21
Wayne	5.30	29.37	129
Wilson	1.06	18.56	26
<b>Totals</b>	<b>2.56</b>	<b>35.87</b>	<b>1,129</b>

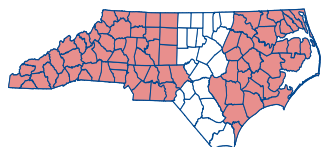


Data Sources:  
 Rates population data, State of North Carolina Demographer Population Projections, Accessed 2-16-11, Eckerd Camp Data, NC-JOIN, Accessed 2-16-11, MPJH data, Methodist Home for Children, 2-16-11, JCPC data, 2-16-11, DJJDP Client Tracking Database, Accessed on 2-16-11

Statewide undisciplined rate: **2.94**  
 Statewide delinquency rate: **27.55**

# Juvenile Complaints by County in 2010

Central Area Total: **10,550**

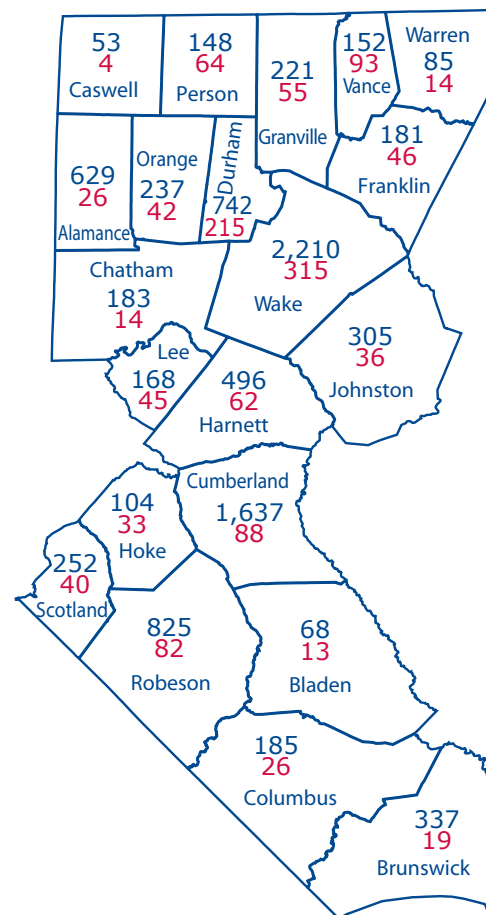


**9,218**  
Total Delinquent  
Complaints

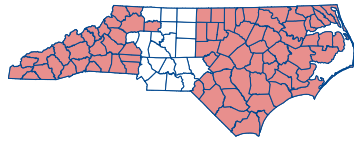
**1,332**  
Total Undisciplined  
Complaints

### Offense Rates and Detention Admissions by County (Central Area, 2010)

County	Undisciplined Rate Per 1,000 Age 6-17	Delinquent Rate Per 1,000 Age 6-15	Detention Center Admissions
Alamance	1.11	32.47	116
Bladen	2.51	15.81	26
Brunswick	1.50	32.67	54
Caswell	1.21	19.64	13
Chatham	1.65	25.91	17
Columbus	2.67	22.52	19
Cumberland	1.64	36.80	393
Durham	5.42	22.00	295
Franklin	4.83	23.08	73
Granville	6.38	31.77	45
Harnett	3.23	31.45	58
Hoke	3.81	14.22	23
Johnston	1.26	12.75	34
Lee	4.69	21.13	20
Orange	2.58	17.80	21
Person	11.09	31.09	39
Robeson	3.43	41.42	149
Scotland	6.11	47.45	55
Vance	12.28	24.33	86
Wake	2.22	18.76	604
Warren	5.33	39.83	12
<b>Totals</b>	<b>2.99</b>	<b>24.95</b>	<b>2,152</b>



Statewide undisciplined rate: **2.94**  
Statewide delinquency rate: **27.55**



## Juvenile Complaints by County in 2010

Piedmont Area Total: **12,259**

**11,156**

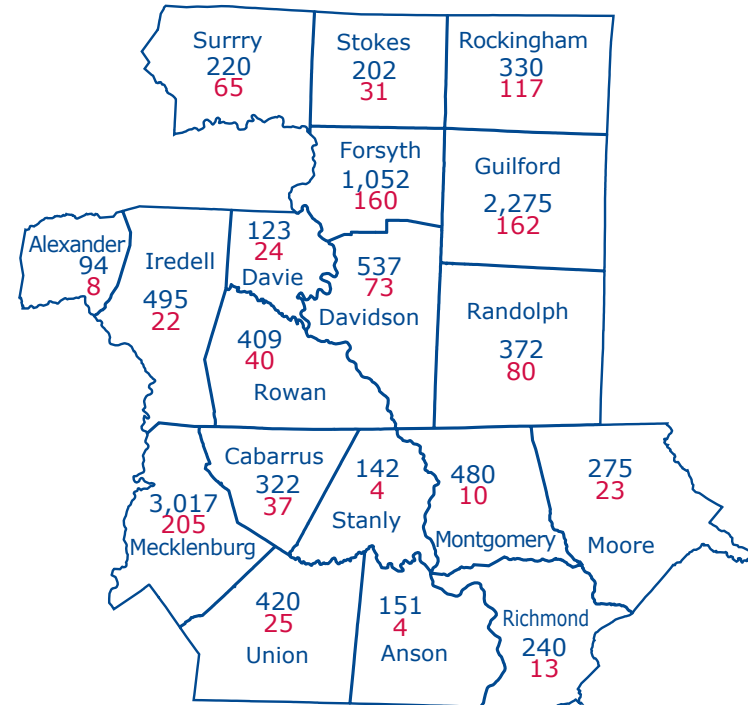
Total Delinquent  
Complaints

**1,103**

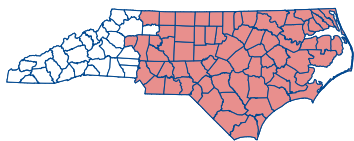
Total Undisciplined  
Complaints

### Offense Rates and Detention Admissions by County (Piedmont Area, 2010)

County	Undisciplined Rate Per 1,000 Age 6-17	Delinquent Rate Per 1,000 Age 6-15	Detention Center Admissions
Alexander	1.36	19.30	20
Anson	0.97	44.81	14
Cabarrus	1.23	12.99	42
Davidson	2.90	25.96	116
Davie	3.47	21.75	19
Forsyth	2.89	22.86	277
Guilford	2.19	37.08	701
Iredell	0.83	22.74	48
Mecklenburg	1.43	25.19	713
Montgomery	2.19	126.22	9
Moore	1.93	28.07	22
Randolph	3.49	19.47	34
Richmond	1.67	37.73	46
Rockingham	8.36	28.65	67
Rowan	1.82	22.67	43
Stanly	0.43	18.78	14
Stokes	4.21	33.36	18
Surry	5.64	23.08	27
Union	0.68	13.75	35
<b>Totals</b>	<b>2.12</b>	<b>25.91</b>	<b>2,265</b>



Statewide undisciplined rate: **2.94**  
Statewide delinquency rate: **27.55**



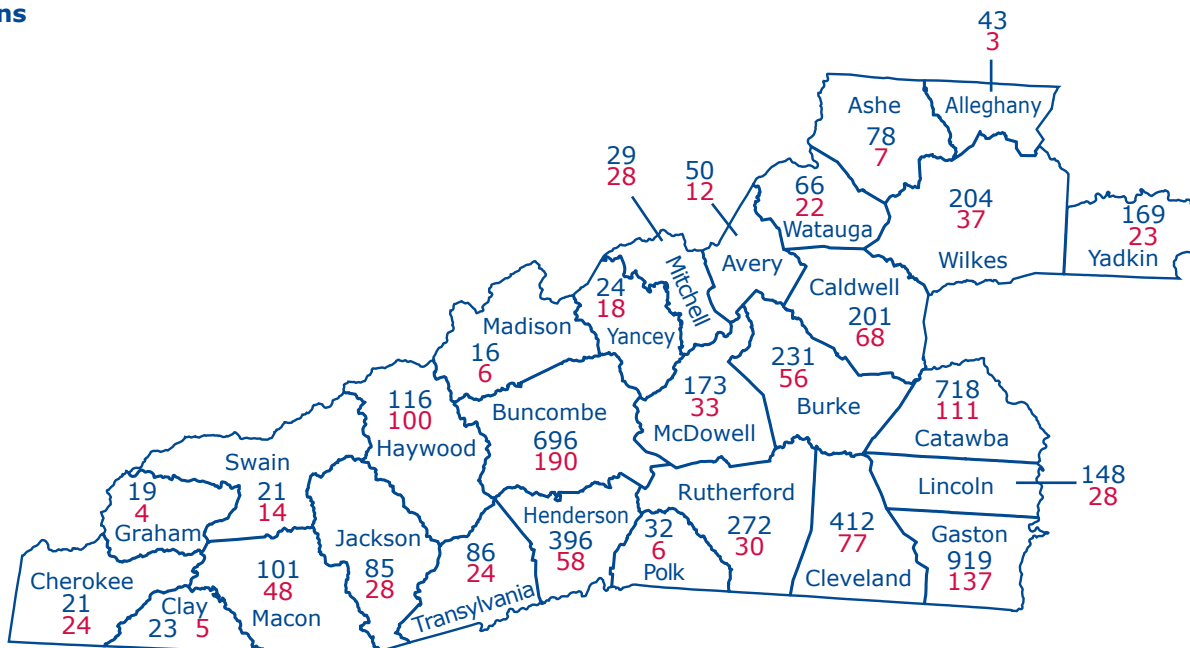
# Juvenile Complaints by County in 2010

Western Area Total: **6,546**

**5,349** Total Delinquent Complaints  
**1,197** Total Undisciplined Complaints

## Offense Rates and Detention Admissions by County (Western Area, 2010)

County	Undisciplined Rate Per 1,000 Age 6-17	Delinquent Rate Per 1,000 Age 6-15	Detention Center Admissions
Alleghany	2.05	36.50	12
Ashe	2.06	27.96	8
Avery	5.49	28.36	5
Buncombe	6.05	27.02	135
Burke	4.16	21.03	46
Caldwell	5.53	19.77	27
Catawba	4.48	34.88	69
Cherokee	6.88	7.30	14
Clay	4.24	24.16	4
Cleveland	4.80	31.48	40
Gaston	4.17	33.52	195
Graham	3.31	18.98	0
Haywood	12.99	18.70	64
Henderson	4.07	33.53	33
Jackson	6.36	23.40	17
Lincoln	2.31	14.94	17
Macon	10.92	28.73	15
Madison	2.04	6.55	2
McDowell	5.02	31.74	14
Mitchell	13.33	16.95	8
Polk	2.36	15.26	2
Rutherford	3.00	33.22	16
Swain	6.57	12.12	1
Transylvania	6.32	28.38	0
Watauga	4.95	18.20	17
Wilkes	3.64	24.09	26
Yadkin	3.82	33.77	26
Yancey	7.17	11.67	5
<b>Totals</b>	<b>4.99</b>	<b>27.09</b>	<b>818</b>



Statewide undisciplined rate: **2.94**  
 Statewide delinquency rate: **27.55**

Juveniles are assessed at intake for their risk of future offending and their individual needs to be addressed. Individual factors guide decisions on what is needed to foster community safety and to ensure that the youth receives the appropriate services and supervision. Over 17,000 distinct juveniles were administered risk and needs assessments in calendar year 2010. The proportions of risk per variable are described below.

Also listed are the variables of risk that youth committed to a YDC in 2010 were assessed to have.

### Risk Factors of Youth Assessed at Intake, 2010

Data is distinct juveniles assessed in CY 2010, N = 17,799  
Source: NC-JOIN, Accessed 2-23-11

- 12.3% were under the age of 12 when their first delinquent offense was alleged in a complaint
- 20.0% had 2 or more referrals prior to the current intake
- 0.7% had a prior A-E Felony adjudication, and 6.4% had a prior F-I Felony or A1 Misdemeanor adjudication
- 1.9% had a history of assault with a weapon, and 13.2% had a history of assault without a weapon
- 13.8% have a history of running away from home or residential placement
- 12.7% have a history of substance abuse requiring further assessment and/or treatment, and 16.7% have a history of substance use with a need for further assessment
- 44.6% have serious problems in school (suspension from school, expulsion, dropping out)
- 6.7% are reported gang members or associate with gangs
- 1.4% have parents who are unwilling to supervise, and 19.2% have parents willing but unable to supervise

### Risk Factors of Youth Committed to the Department, 2010

Data is distinct juveniles assessed near the time of commitment, N = 354  
Source: NC-JOIN, Accessed 2-23-11

- 17.4% were under the age of 12 when their first delinquent offense was alleged in a complaint
- 82.9% had 2 or more referrals prior to the current intake
- 10.4% had a prior A-E Felony adjudication, and 57.1% had a prior F-I Felony or A1 Misdemeanor adjudication
- 15.7% had a history of assault with a weapon, and 35.9% had a history of assault without a weapon
- 45.1% have a history of running away from home or residential placement
- 45.9% have a history of substance abuse requiring further assessment and/or treatment, and 23.2% have a history of substance use with a need for further assessment
- 76.8% have serious problems in school (suspension from school, expulsion, dropping out)
- 38.1% are reported gang members or associate with gangs
- 3.9% have parents who are unwilling to supervise, and 59.9% have parents willing but unable to supervise



## Facility Operations

The Division of Facility Operations, led by Deputy Secretary Kathy Dudley, provides oversight and support for the operation of Department's eight youth development centers (YDCs) and nine state-operated regional juvenile detention centers along with the associated juvenile transportation system.

### *Youth Development Centers*

The overall mission of YDCs is to provide juveniles committed to the Department with a safe, secure environment that fosters healthy decision-making and personal responsibility. Youth development centers also seek to equip students with the skills necessary to become productive citizens in society once released.

Youth who are adjudicated delinquent for offenses they committed prior to their 16th birthday may be sent to the Department by the court and assigned to YDC for treatment. The minimum stay is six months; however, the average length of stay in a YDC in 2010 was 392 days. If a juvenile is adjudicated or found responsible for an offense, (s)he can remain in the juvenile justice system until age 18. In some cases, juveniles may stay up to the age of 21, depending on the offense. Since the Juvenile Justice Reform Act of 1998, commitment to a YDC is reserved for serious and/or violent offenders in addition to chronic offenders. As evidenced on the following page, the Department and the entire juvenile justice system have worked hard to ensure that only the most serious offenders are committed.

During 2010, the Department began a process of peer reviews at the YDCs to review all policy and procedure standards that are set out for operations and programming in the facilities. The intensive reviews were conducted with facilities writing plans to address any areas that need improvement of operations. This quality management exercise is in addition to five of the youth development centers participating in the Performance based Standards (PbS) program. Performance-based Standards is a national program that sets operational standards for facilities and measures performance against other facilities nationally.

### *Prison Rape Elimination Act*

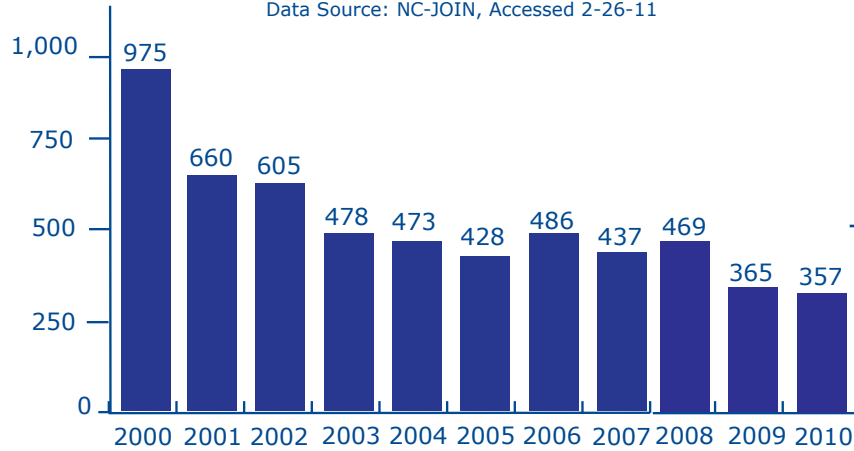
The implementation of the Prison Rape Elimination Act (PREA) is providing an opportunity to review and revise policies and procedures. Federally established PREA standards will help to ensure the continued safety and security of juveniles and reiterate zero tolerance for mistreatment of juveniles within our care. During 2010, the Department initiated PREA education and training for all staff and worked with American University, Washington School of Law in developing curricula.

### *Commitment Data*

Average daily population is the average number of committed youth on any given day in the calendar year. Average length of stay is the average number of days that a youth is committed. In 2010, the average daily population was 429. Since 2000, there has been a 63% decline in the number of youth committed to YDCs.

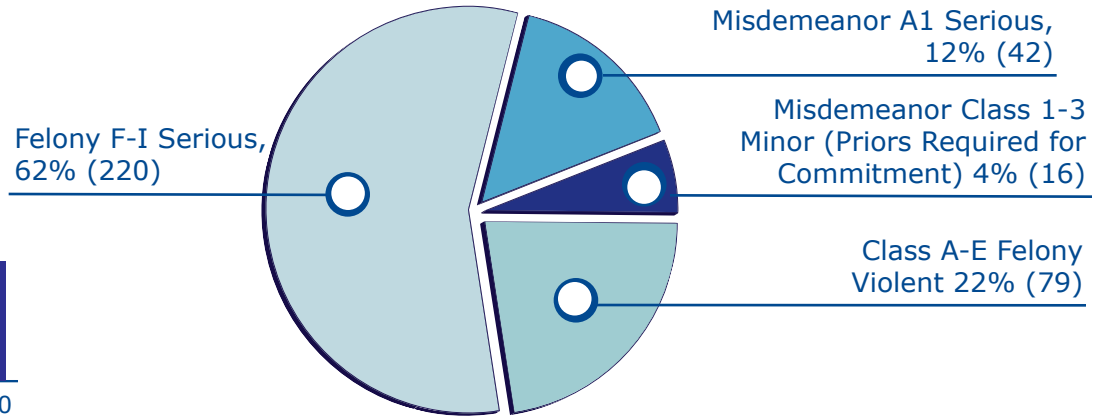
### Youth Development Center Commitments

Data Source: NC-JOIN, Accessed 2-26-11



### Youth Development Center Commitments by Offense Class Group

N = 357 | Data Source: NC-JOIN, Accessed 2-26-11

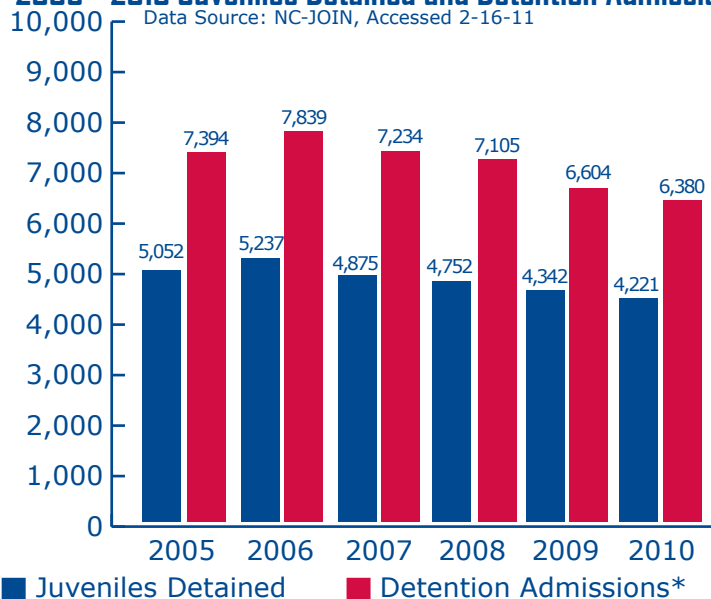


### Youth Development Center Commitments by Age, Race/Ethnicity and Gender: 2010

Data Source: NC-JOIN, Accessed 2-16-11

		12	13	14	15	16	17	18	Total
<b>Female</b>	American Indian or Alaska Native	0	0	0	0	1	0	0	1
	Black or African American	1	0	2	13	3	1	0	20
	White	0	0	2	3	2	1	0	8
	<b>Female Total</b>	<b>1</b>	<b>0</b>	<b>4</b>	<b>16</b>	<b>6</b>	<b>2</b>	<b>0</b>	<b>29</b>
<b>Male</b>	American Indian or Alaska Native	0	1	1	0	1	0	0	3
	Asian	0	0	0	1	1	0	0	2
	Black or African American	3	12	34	84	76	31	1	241
	Hispanic/Latino	0	1	1	11	7	0	0	20
	Two or More Races	0	0	1	2	3	0	0	6
	Unknown	0	0	1	5	2	1	0	9
	White	0	1	4	14	23	5	0	47
	<b>Male Total</b>	<b>3</b>	<b>15</b>	<b>42</b>	<b>117</b>	<b>113</b>	<b>37</b>	<b>1</b>	<b>328</b>
	<b>Grand Total</b>	<b>4</b>	<b>15</b>	<b>46</b>	<b>133</b>	<b>119</b>	<b>39</b>	<b>1</b>	<b>357</b>

## Detention Center Data 2005 - 2010 Juveniles Detained and Detention Admissions



\*In 2010, data include 12 distinct juveniles and 16 admissions from Native American reservations.

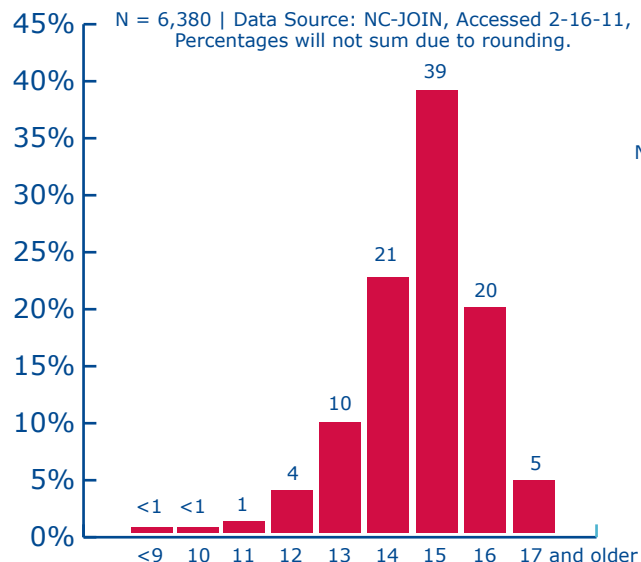
### Detention Services

Youth who are alleged to have committed an offense that would be a felony if committed by an adult, who are alleged to have assaulted someone, or who are runaways, may be placed in a state operated juvenile detention center. The youth may stay while he or she is awaiting court hearings, until another placement can be found, or until the youth is placed in a YDC. The purpose of juvenile detention facilities is to provide a safe, secure, controlled, humane environment for juveniles; to provide juveniles an opportunity for behavioral change; and to provide quality services and programs for juveniles based on their individual needs.

During a youth's short-term stay at one of the Department's detention centers, he or she is provided with basic education services by licensed teachers. Individual programming offered varies depending on the needs of the youth. In addition to education programming, each youth also receives a mental health screening and a medical screening. These screenings assist the Department in more appropriately serving the youth in our care.

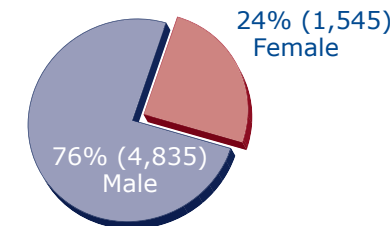
The Performance-based Standards system is used at seven of the State's nine detention centers to identify, monitor and continuously improve conditions and treatment services. PbS uses data collected by the facilities to provide reports of outcome measures in the areas of safety, order, security, health and mental health programming, and justice and reintegration.

## Juveniles Admissions by Age in 2010 (By Percentage)



## Juvenile Admissions by Gender in 2010

N = 6,380 | Source: NC-JOIN, Accessed 2-16-11



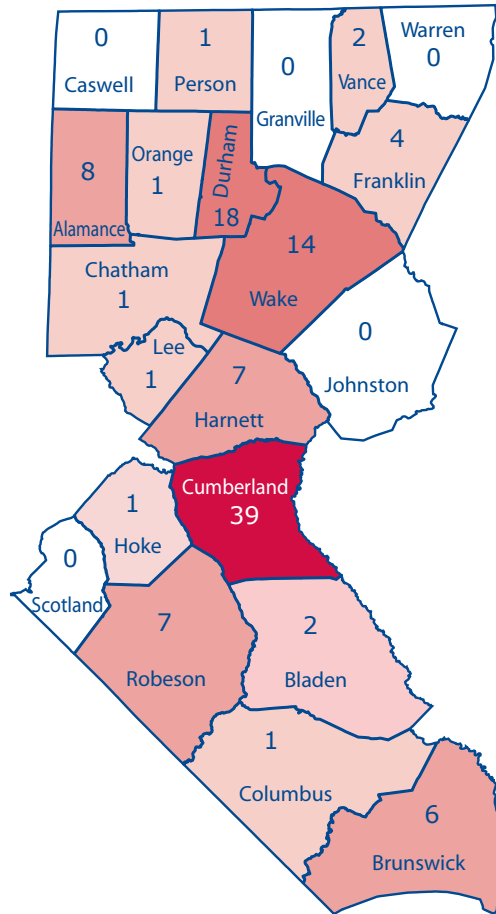
## 2010 Juvenile Admissions by Race/Ethnicity

Data Source NC-JOIN, Accessed 2-16-11

Race/Ethnicity	Total	Percentage
American Indian or Alaska Native	129	2
Asian	25	<1
Black or African American	3,731	58
Hispanic/Latino	388	6
Pacific Islander	1	<1
Two or More Races	104	2
Unknown	88	1
White	1,914	30
<b>Total</b>	<b>6,380</b>	<b>100</b>


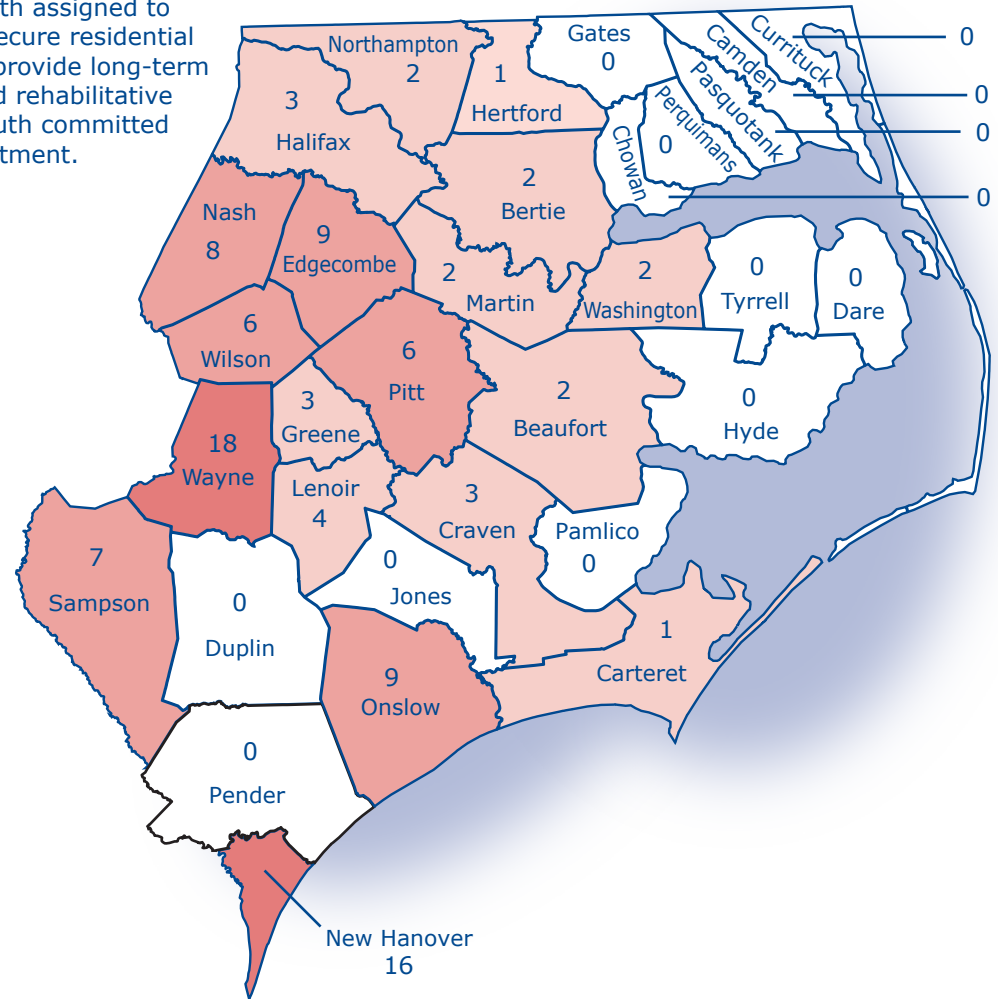
## Youth Development Center Commitments by County in 2010

Central Area Total: **113**



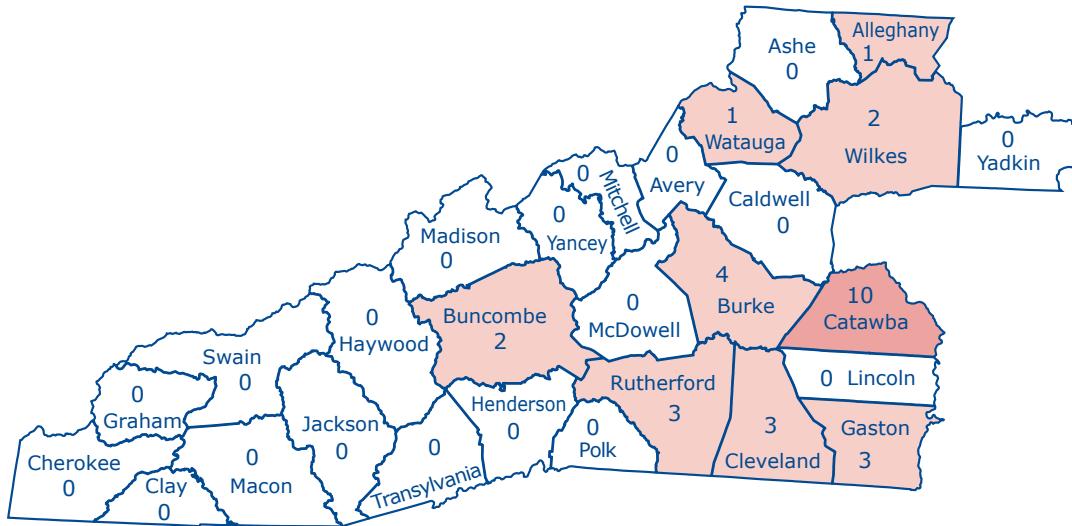
Youth development center commitments reflect the number of youth assigned to one of the State's eight secure residential facilities. These facilities provide long-term education, treatment, and rehabilitative services to delinquent youth committed by the court to the Department.

Eastern Area Total: **104**

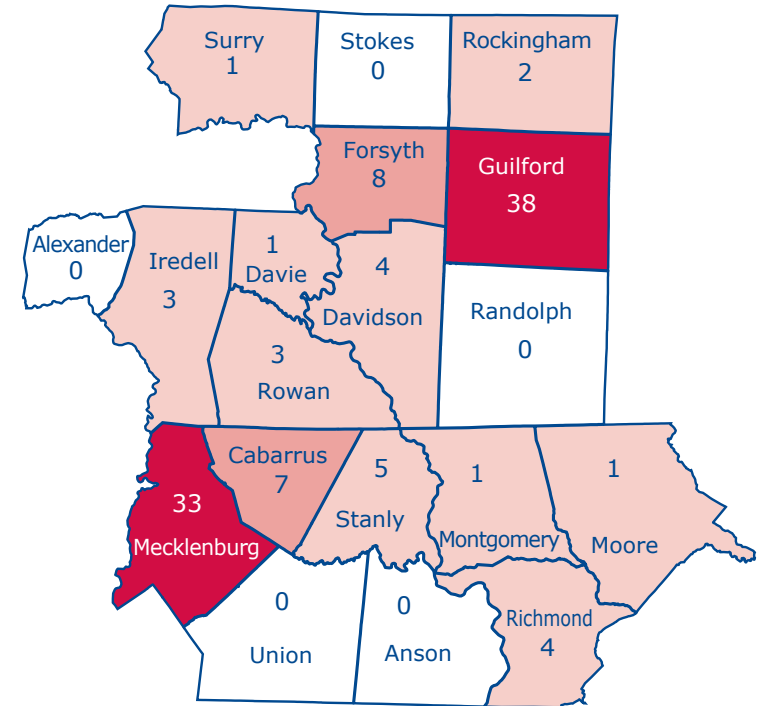


## Youth Development Center Commitments by County in 2010

Western Area Total: **29**



Piedmont Area Total: **111**



Youth development center commitments reflect the number of youth assigned to one of the State's eight secure residential facilities that were operating in 2010. These facilities provide long-term education, treatment, and rehabilitative services to delinquent youth committed by the court to the Department.

## Treatment and Education Services

The Treatment and Education Services Division, led by Martin Pharr, Ph.D., provides programming for youth served in the Department’s eight youth development centers and nine detention centers.

### *Treatment Services*

This section provides clinical treatment and programming that includes medical, psychiatric, dental, nutritional, psychological, substance abuse, recreational, spiritual, case management and volunteer coordination services. These services are provided in order to meet the treatment needs of youth housed in youth development centers and juvenile detention facilities.

At the time of admission to a juvenile detention center, youth receive a medical and mental health screening. Referrals for follow-up assessments are made to appropriate providers as indicated by screening results. Youth in juvenile detention centers are provided on-going health services as needed. Substance abuse assessments and treatment are provided by community-based clinicians through arrangements with the Local Management Entities with support from the NC Department of Health and Human Services’ Division of Mental Health/Substance Abuse/Developmental Disabilities.

Results from these assessments, in combination with other relevant current and historical data, including risk factors associated with juvenile delinquency, are used by Department staff, parents/caregivers, and community providers/stakeholders to develop an individualized plan. The plan outlines commitment services and evidence-based interventions and that provides a framework for the development of post-release supervision and re-entry services.

Family involvement is vital to the success of programming and specialized interventions. Parents/guardians and others in a youth’s natural support system are encouraged to participate in monthly service planning meetings wherein progress is reviewed and adjustments to plans and goals are made. Family visitation periods are scheduled at YDC’s several times weekly, providing additional opportunities for staff to work with parents and guardians. Family counseling and parent training and support groups are integral to programming. Court counselors’ involvement with families begins in the community and continues should the youth be assigned to a youth development center. It is not uncommon for court counselors to transport family members to the service planning meetings conducted at YDCs.

Youth served by a youth development center receive a therapeutic psycho-educational care system. All staff members are trained to teach youth pro-social skills across shifts and settings, using a specific and consistent cognitive-behavioral approach which we are calling “focused therapeutic interactions”.

### *Education Services*

This section provides the educational oversight for the school system's youth development and detention centers. The Education Services section is charged with fulfilling all state and federal mandates of a traditional school system. School system staff includes a superintendent, Central Office staff, principals, assistant principals, teachers, and other support staff.

Youth in youth development centers are taught according to the North Carolina Standard Course of Study in four 90-minute blocks daily. Students' academic abilities are assessed upon entering and leaving the youth development center with each youth receiving a personal education plan. Youth identified as exceptional (i.e. having a disability) receive an Individual Education Plan developed according to the federal Individuals with Disabilities Education Act guidelines. Youth may earn a high school diploma or General Education Diploma (GED) while admitted to the school system. In 2010, 70 youth earned GEDs and 2 graduated with diplomas. Many youth in YDCs had the opportunity to participate in the Workforce Investment Act Jump Start Career Exploration and Employment Training Program. This program works to increase the percentage of youth who successfully re-enter school, the world of work, and the community after being released from a youth development center. The Jump Start Program provides an environment for youth to obtain a comprehensive occupational set of employment and workforce readiness skills. The Jump Start program is funded through the American Recovery and Reinvestment Act funds awarded to the Department.

Youth in juvenile detention centers are taught in core academic areas according to the North Carolina Standard Course of Study. Detention centers utilize a variety of educational resources and instructional strategies including web-based curriculum software, thematic teaching, team teaching, experiential learning, cooperative learning, audio/visual presentations, group projects, and hands-on activities. In 2010, a key focal area for detention was the standardization of academic programming for short-term stay youth.

Major initiatives in the school system include the implementation of the Talent Development High School Model of School Reform, the expansion of career and technical education programming, individualized and differentiated instruction, and measurable and sustainable professional development that improves teaching and learning.

Top 25 Offenses of 2010

Data Source: NC-JOIN, Accessed 2-16-11. Numbers will not sum due to rounding.

Offense	Felony (F) or Misdemeanor (M)	Delinquent Complaints	Percentage of All Delinquent Complaints
Simple assault	M	4,211	13%
Larceny	M	2,785	8%
Simple affray	M	1,826	5%
Disorderly conduct at school	M	1,536	5%
Breaking and/or entering	F	1,333	4%
Injury to real property	M	1,251	4%
Communicating threats	M	1,183	4%
Injury to personal property	M	962	3%
Larceny after breaking or entering	F	890	3%
Possession stolen goods/property	M	869	3%
Break or enter a motor vehicle	F	833	3%
Resisting public officer	M	800	2%
Weapons on educational property / aid	M	791	2%
Injury to personal property in excess of \$200	M	741	2%
Assault government official/employee	M	719	2%
Shoplifting concealment goods	M	614	2%
Sexual battery	M	532	2%
Possess marijuana up to 1/2 oz	M	517	2%
Simple possession (up to 1/2 oz of marijuana, etc.)	M	497	1%
Breaking or entering	M	492	1%
Possess or carry, openly or concealed, etc.	M	475	1%
Possess drug paraphernalia	M	456	1%
Possession of stolen property	F	441	1%
Second degree trespass	M	414	1%
Larceny	F	401	1%
<b>Totals</b>		<b>27,385</b>	<b>77%</b>



# Voices of Our Youth

A positive experience that I have had is with the 4-H club. I really enjoyed that group! I was able to use my love for hobbies and crafts to create something for someone else. I weaved pot holders and entered them into the Cabarrus County Fair. I won a 2nd place ribbon and my peers also won ribbons.

Since my arrival, I have completed anger management, substance abuse counseling, gotten my GED, and now I'm enrolled in college, which is something I never thought I would accomplish. I met these goals with the significant help of staff from Stonewall. Altogether, the staff has helped me value myself as a person, and instill proper decision making abilities that I feel will help me not become a statistic.

A defendant working through the Teen Court Program expressed an interest in the military but was having difficulties finishing school. Teen Court connected him to Tarheel Challenge where he was very successful. He recently graduated the program with his GED and is currently in the process of enlisting in the Army.

After receiving my GED at C.A. Dillon Youth Development Center, I left the YDC and immediately enrolled at St. Augustine College in Raleigh, NC. I never thought that I would be going to college. Thank you C.A. Dillon staff for helping me turning my life around.

The experience that I am the proudest of is getting my GED. I studied hard and stayed motivated the whole time.

Because of the Jump Start program I was able to get a job at a local barber shop while I completed my stay at Dobbs Youth Development Center. This has allowed me to develop a skill I will be able to use when I get out.

My court counselor helped me get into a program where I got to earn money to pay back a family I hurt by breaking into their house. I know what I did was wrong and appreciate the opportunity I had to make it right.

I was in a gang for two years before I was enrolled in my local after school program [funded through JCPC dollars]. They showed me there was a better way to spend my time.

## Contact Information

Mailing Address:  
1801 Mail Service Center  
Raleigh, NC 27699-1801  
Phone: 919-733-3388

### Management Team

Linda W. Hayes  
*Secretary*

Robin Jenkins, PhD  
*Chief Operating Officer*

David Jones  
*Deputy Secretary,  
Administrative Services*

Michael Rieder  
*Deputy Secretary,  
Court Services*

Teresa Price  
*Deputy Secretary,  
Community Programs*

Martin Pharr, PhD  
*Deputy Secretary,  
Treatment and Education Services*

Kathy Dudley  
*Deputy Secretary,  
Facility Operations*

Physical Location:  
3010 Hammond Business Place  
Raleigh, NC 27603  
Website: [www.ncdjdp.org](http://www.ncdjdp.org)

### Annual Report Committee

Megan Howell  
*Research Associate*

William Lassiter  
*Director of Community Programs*

Catherine Anderson  
*Special Projects*

Judy Stephens  
*Court Services Administrator*

Pam Westfall  
*Facility Operations Coordinator*

Gary Kearney  
*Research Director*

Tammy Martin  
*Director of Communications*

For additional information about the Department,  
please visit the Department's website at: [www.ncdjdp.org](http://www.ncdjdp.org)

The North Carolina Department of Juvenile Justice and Delinquency  
Prevention is an Equal Opportunity Employer.