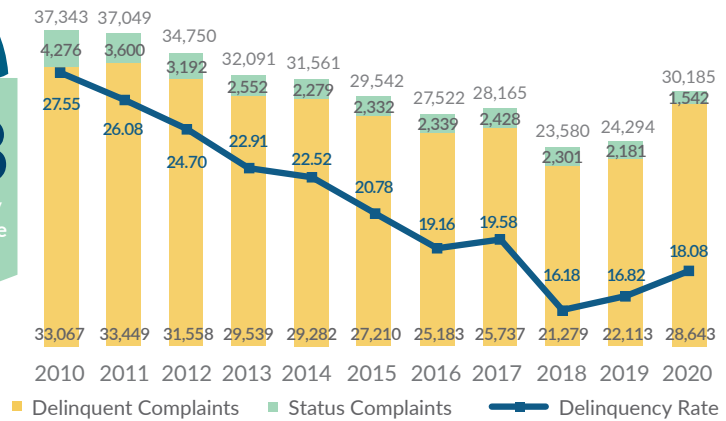


2020 saw the highest juvenile crime rate since 2018. 2020 marked an uptick in the juvenile crime rate due to implementation of Raise the Age.

**18.08**  
complaints per every 1,000 kids in the state of North Carolina

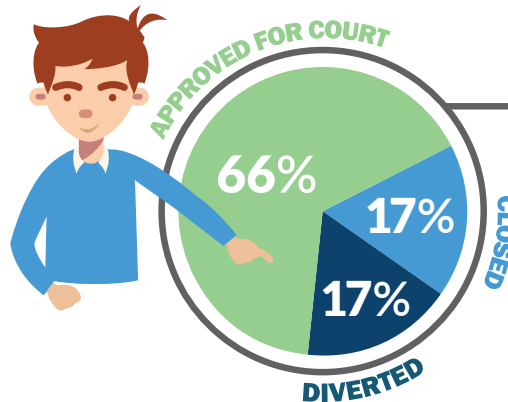
Complaints Received and Delinquency Rate 2010-2020



# Juvenile Justice 2020 Statistical Snapshot

## Juvenile Intake

Juveniles can receive multiple outcomes (e.g., a complaint that was originally diverted, could later result in being approved for court). In 2020, these scenarios led to a juvenile count for the “APPROVED FOR COURT,” “DIVERTED” and “CLOSED” classifications to total 10,800 youth, with 30,185 filed complaints.



2020 Complaints | # Juveniles Affected

17% | 3,396 Juveniles  
17% | 3,301 Juveniles  
66% | 5,075 Juveniles

100% | 10,800 Juveniles  
(=30,185 Total Complaints)



The number of NC youth committed to youth development centers has decreased

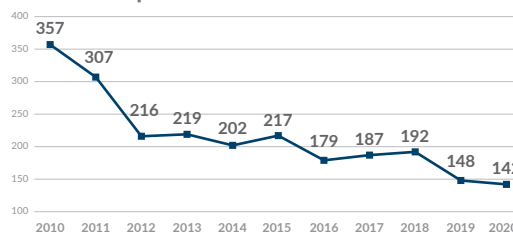
**60%**

The number of NC youth admitted to detention centers has decreased


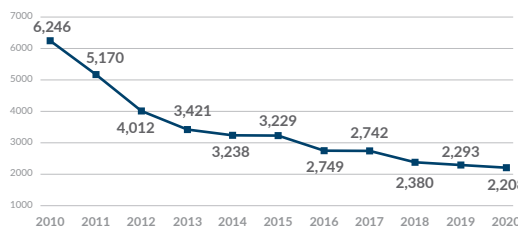
**65%**

## Juvenile Secure/Temporary Custody Trends in North Carolina

Youth Development Center Commitments 2010-2020



Detention Center Admissions Trends 2010-2020

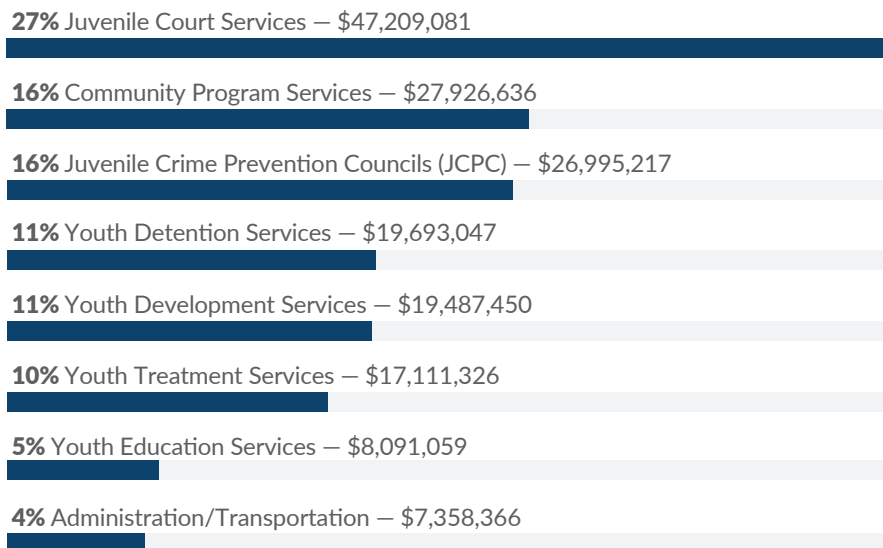


2020 Community-based programs offered successful alternatives to commitment for high-risk youth. JCPC programs served **17,997** youth last year.



At-Risk  
Recidivism Rate  
**12%**  
2-years post  
program completion

## 2020 Appropriations



Juvenile Justice has **1,551** employees. **1,177** of those are certified staff working within Court Services or Facilities Operations.

**80%**  
Certified  
Staff



Community Programs:	28
Court Services:	695
Facility Services:	726
<small>* includes education/health/clinical</small>	
Transportation Services:	75
Administration:	27

Total: 1,551