



Implementation Update

William L. Lassiter, Deputy Secretary for Juvenile
Justice

Statutory Mandate

- ▶ Pursuant to S.L. 2017-57 [SECTION 16D.4.(rr)], *Juvenile Justice Reinvestment Act*, the Juvenile Jurisdiction Advisory Committee, “shall submit additional interim reports with updates on the planning steps completed towards implementation, including any legislative, administrative, and funding recommendations, annually by January 15 of each year.”

Implementation Update

- ✓ Stakeholder Forums
- ✓ Transportation (hiring now)
- ✓ Detention Bed Locations/Housing (S419 pending)
- ✓ JCPC Funding Allocation
- ✓ Facility Design
- ✓ YDC & DC Programming (Beginning pilot at Edgecombe)
- ✓ Re-Entry/Step down services (R2R analysis)
- ✓ Health Care Services -consent forms
- ✓ Education (scholarship, hiring, purchasing voc materials)
- ✓ Human Resources (position setup, posting, hiring)

Implementation Update

- ✓ Law Enforcement Training (last two are Nov 6 & 7th)
 - New Process Flowchart
 - Implementation Guide
 - LE Reference Card
 - Online video
 - Q&A
- ✓ CJLEADS Access Rights
- ✓ Court Services Policy and Flowcharts
- ✓ Sisense purchased and development of reports ongoing
- ✓ Communication Plan
- ✓ JJ Management RtA Conference
- ✓ Governor's Office briefing
- ✓ Mini-Budget signed

JJ Expansion Summary- Compromise Budget & H1001

	2019-20			2020-21		
	<u>FTEs</u>	<u>Recurring</u>	<u>Non-recurring</u>	<u>FTEs</u>	<u>Recurring</u>	
<u>Court Services</u>	97	\$ 3,082,600	\$ 1,980,000	97	\$ 8,700,000	
<u>Community Programs</u>						
JCPC Aid	0	\$ 4,250,000	\$ -	0	\$ 6,661,930	
JCPC Admin	5	\$ 250,000	\$ 80,000	5	\$ 400,000	
Level II Contractual	1	\$ 6,500,000	\$ 350,000	1	\$ 11,100,000	
<u>Transportation</u>	15	\$ 593,984	\$ 1,044,000	15	\$ 890,976	
<u>Facilities</u>						
Detention Operating	0	\$ 4,500,000	\$ -	0	\$ 6,700,000	
CA Dillon	38	\$ 1,535,486	\$ 322,000	38	\$ 2,300,000	
Education/Vocational	4	\$ 350,000	\$ 24,914	4	\$ 500,000	
Facility Administration	7	\$ 500,000	\$ 40,000	7	\$ 500,000	
<u>Training/Data/IT/HR</u>	12	\$ 1,420,053	\$ 200,000	12	\$ 1,893,404	
Continued CS	65	\$ 3,892,394		65	\$ 3,892,394	
<i>Operating Subtotal</i>		\$ 26,874,517	\$ 4,040,914		\$ 43,538,704	
	244	\$	30,915,431	244	\$	43,538,704

Note: These costs do not include juvenile detention costs paid by counties.

JJAC Recommended the following resources for courts:

- ▶ Fund existing AOC staff deficiencies at an FY 19-20 annualized cost of \$14,482,340 and nonrecurring cost of \$641,657. The deficiencies are as follows:
 - 10 District Court Judgeships
 - 45 Assistant District Attorneys
 - 60.5 District Attorney Legal Assistants
 - 52 Deputy and Assistant Clerks
- ▶ Supported AOC's RtA request:
 - 5 District Court Judgeships (in 29A, 4, 19A, 22A, and 29B), 8 Assistant District Attorneys (in 12, 15, 24, 38, 13, 36, 11, and 14), 7 District Attorney Legal Assistants, and 6 Deputy Clerks at an FY 19-20 annualized cost of \$2,788,749 and a non-recurring cost of \$122,841.

Budget (H1001)



		Effective
Total ADAs:	17	July 2019: 9; July 2020: 7; July 2023: 1
Total Judges:	7	Jan 1, 2021
Total Deputy Clerks:	7	July 2019
Total Legal Assistants:	3	July 2019
Total Office of Juvenile Defender staff:	1	Oct 2019

Funding and Administrative Recommendations

- ▶ Capital
 - ▶ Rockingham YDC operating
 - ▶ AOC funding
 - ▶ Repair and Renovation
 - ▶ Positions
 - Will be analyzing Community Program use, Court Services caseload, and secure custody order (detention) changes upon implementation
- ▶ Continued conversion of appropriated dollars into detention personnel
- ▶ Analyzing success of School Justice Partnerships in reducing school based complaints

	2019-20		
	FTEs	Recurring	Non-recurring
Capital			
Capital -RtA Juvenile Detention Beds		\$ -	\$ 2,000,000
Capital - Perquimans		\$ -	\$ 1,731,000
Capital Subtotal		\$ -	\$ 3,731,000

Vote/Discuss

- ▶ Funding/Admin Recommendations
 - Capital,
 - Repair and Renovation,
 - Rockingham YDC operating,
 - AOC funding, and
 - SJP impact analysis

9 Stakeholder trainings & 1 JJ Conference

UNC-SOG – JJ Training

- ▶ To-date: Approx. 1,075 trained of approx. 1,390 registered
 - Law enforcement
 - Judges
 - Magistrates
 - Clerks/Deputy Clerks
 - DAs/ADAs
 - Juvenile Defenders
 - Other Court Officials
 - Schools
 - Mental Health/DSS
 - Service Providers

JJ Conference

- ▶ 250 JJ professionals trained



Training is being offered...



- ▶ Justice Academy Video
- ▶ NCDPS Video of this training
- ▶ Clerks training Aug 21-23
- ▶ Conference of DA's training Sept 13
- ▶ NCLEAN (law enforcement accreditation network) conference Sept. 30
- ▶ Magistrates training Oct 7-10
- ▶ NC Association of Police and Sheriffs Attorneys conference Oct 14
- ▶ District Court Judges fall conference Oct. 16
- ▶ Superior Court judges fall conference Oct. 16
- ▶ NCCODA fall conference Oct. 17
- ▶ Juvenile Justice Reinvestment Act Seminar for Judges Nov. 18-19
- ▶ Defenders' Office is also offering training opportunities
- ▶ Some localities are conducting scenario based workshops with police, school, DA, and others.

Training Materials

- ▶ Online Materials
 - New Process Flowchart
 - Implementation Guide
 - LE Reference Card

<https://www.ncdps.gov/our-organization/juvenile-justice/key-initiatives/raise-age-nc/raise-age-resources-0#presentations>



- ▶ Online UNC-SOG Training

<https://youtu.be/O1QL3i02PtY>



Juvenile Community Programs RtA JCPC and State Contract Service Expansion

JCPC Formula and Funding Priorities

- ▶ Increase base amount in each county
- ▶ With uncertainty of detention costs pursuant to RtA implementation:
 - No Match required on **Yr 1**
 - Reconsideration of match in **Yr 2**
- ▶ Equitable access to Restorative Justice

JCPC Expansion Funding Priorities

- ▶ Require access to Teen Court services in all 100 counties
- ▶ Prioritize funding for
 - Other restorative justice models
 - Capacity building for 16 and 17 year olds in new and existing program models
 - Services to support the School Justice Partnership initiative

Facility Plans

Facility Admissions

Across the board, there is projected, a 64% increase in the JJ system.

▶ YDCs

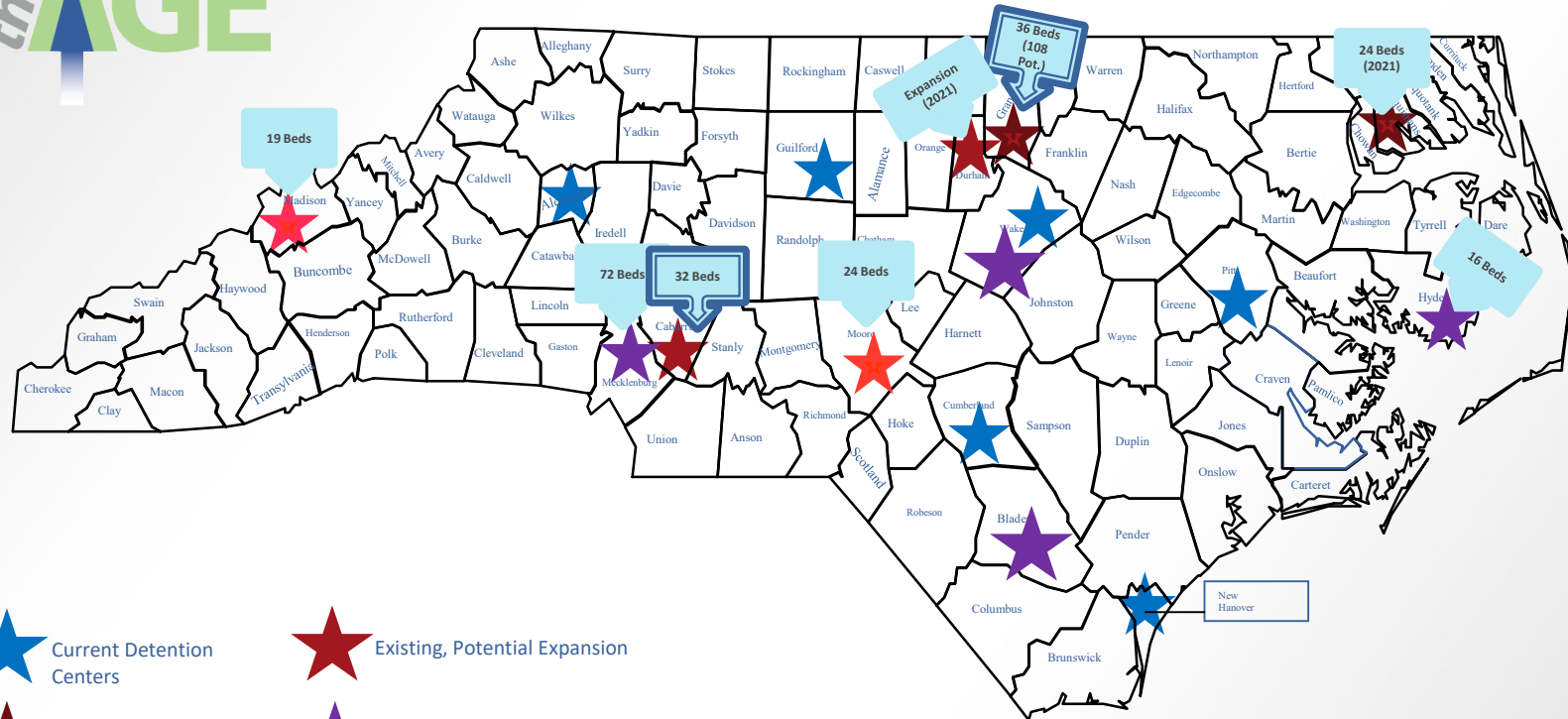
- 62 youth (32.3% increase from 2018's 192 commitments)
- 62 beds
- Note that A-G's will transfer to the adult system

▶ DCs

420 A-G admissions
+2,096 H-3 admissions
2,516 admissions

- 106% increase
- 211 beds (60 H-misd, 151 for A-G)

Current and Future Detention Resources



-  Current Detention Centers
-  Existing, Potential Expansion
-  Future State Facility
-  Potential Future County-Contracted
-  Future County-Contracted

Detention Beds

Detention Facility	Beds
CA Dillon	36 beds, 108 potential
Cabarrus Expansion (McWhorter)	32
Hyde	16
Madison	19
Mecklenburg	72
Moore	24
Perquimans (2021)	24

Hiring

In BASIC

Nov. Orientation and Jan-April BASIC

Note: Durham County will expand in 2021 to allow for greater bed capacity. Future Wake County and Bladen County detention beds are under consideration.

New Rockingham Youth Development Center (YDC): Feb 2022, 60 beds



YDC Core Programming Components

- ▶ Restorative Justice - emphasis on the five elements of accountability:
 - Understanding how your behavior affected others.
 - Acknowledging that you had some amount of choice in your behavior.
 - Understanding the impact of your actions.
 - Taking steps to repair the harm and make amends.
 - Making changes necessary to avoid such behavior in the future.

- ▶ Motivational Interviewing
 - Building rapport and relationships, eliciting change talk, and exploring ambivalence.

- ▶ Financial Literacy
 - Income, expenses, fines, budgeting, saving, delaying gratification.

Pilot Site and Current Status

- ▶ Edgecombe Youth Development Center (initial site)
 - July 2019, all Edgecombe YDC staff were trained in 3-hour orientation to Restorative Justice Philosophy and Circle Process
 - August 2019, twenty Edgecombe YDC staff successfully completed a 5-day intensive training in the Restorative Justice Circle and Meditation Process
 - All staff will complete 12-hour Motivational Interviewing training by the end of December 2019. Financial literacy programming will begin shortly thereafter.

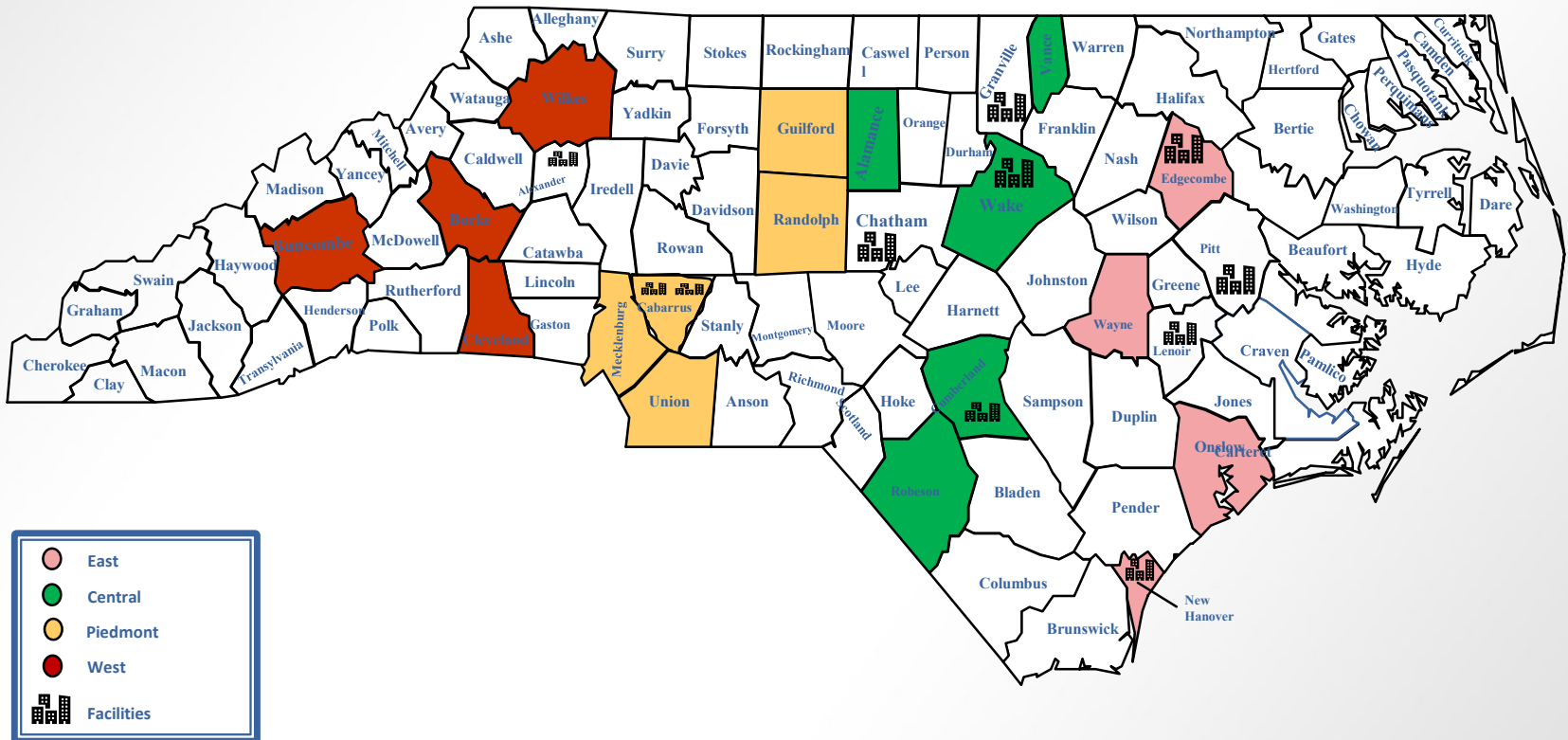
- ▶ One unit (16-beds) at Stonewall Jackson (2nd site)
 - Key staff members are participating in programming subcommittee meetings and small workgroup meetings at Edgecombe YDC.
 - Begin training staff in Restorative Justice and Motivational Interviewing early 2020.

Transportation

Juvenile Justice Transportation

- ▶ Effective 12/1/2019, Court Services will have 18 teams assigned to districts across the state
- ▶ Facilities will have 11 teams stationed at each state detention and YDC facility
- ▶ Facility teams can be utilized if assigned Court Services' Teams are unavailable
- ▶ Transportation positions posted by October 2019

Transportation Teams



CS Transportation Team Locations

County	District	Districts Served
Onslow	4	Districts 4, 5, 3, 8
New Hanover	5	Districts 5, 4, (and possibly 13)
Edgecombe	7	Districts 7, 6, 1, 2, 3
Wayne	8	Districts 8, 4, 3, 2
Vance	9	Districts 9, 15, 17
Wake	10	Districts 10, 11, 14
Cumberland	12	Districts 12, 11, 16
Alamance	15	Districts 15, 14, (and possibly 17, 18)
Robeson	16	Districts 16, 13, 12
Guilford	18	Districts 18, 21, 17
Randolph	19	Districts 19, 18, 20
Cabarrus	19	Districts 19, 21, 22, 26
Union	20	Districts 20, 22, (and possibly 26)
Mecklenburg	26	District 26
Wilkes	23	Districts 23, 24 (and possibly 22)
Burke	25	Districts 25, 27, 28
Cleveland	27	Districts 27, 29, 25
Buncombe	28	Districts 28, 29, 30, 24

** May see overlap in case primary team is not available*



Transportation

In accordance with 7B-1901(b), law enforcement may transport a juvenile to the nearest facility within **12 hours**, with the required paperwork:

- ▶ Need secure custody order & a petition
 - **and** for ICJ youth, secure custody order & a warrant/detainer/capias/PIN message (from NCIC)

Transportation Monetary Assistance

- ▶ Reimbursement
 - Law Enforcement Officers (LEO) can continue to be reimbursed for assisting with transportation
 - Reimbursement rate is \$.58/per mile
 - Complete reimbursement form & mail it to the address listed at bottom of form

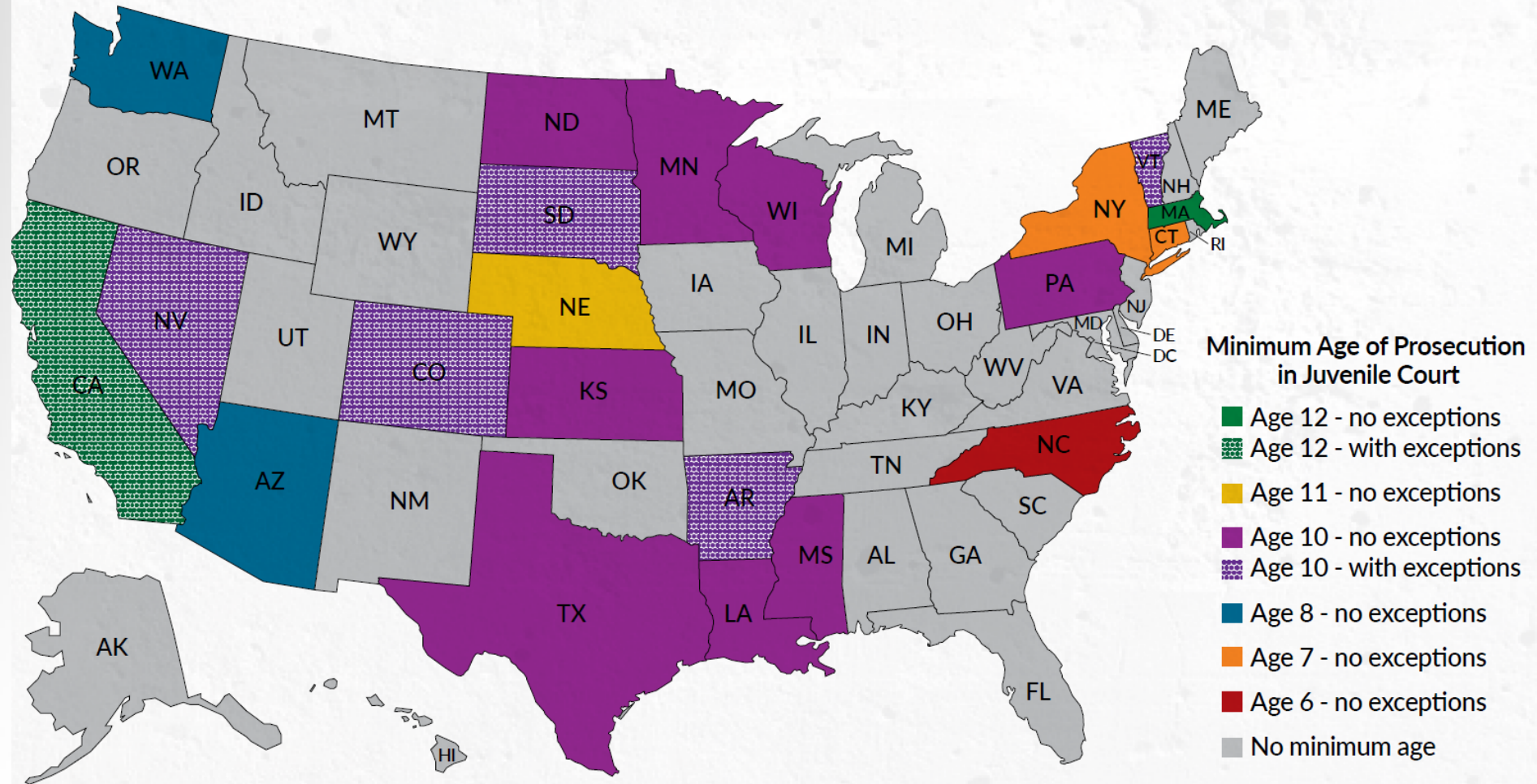
Who does Law Enforcement Call for Transportation?

- ▶ Call the Court Services' Office or on-call staff (after hours) for transportation assistance
- ▶ Court Services' staff will submit request to Juvenile Justice Transportation Coordinator
- ▶ Transportation Coordinator will contact closest team for transport
- ▶ Will continue to need proper paperwork to release juvenile to a Detention Center
- ▶ When transportation teams are not available, Court Services staff will assist as needed
- ▶ Transport will be to the nearest facility

Minimum Age Considerations

- ▶ Competence to Stand Trial (assist counsel, understand & participate, make decisions)
- ▶ Access to programming
- ▶ Compelling participation in community programs
- ▶ Increasing age eligible for detention

Minimum age of jurisdiction

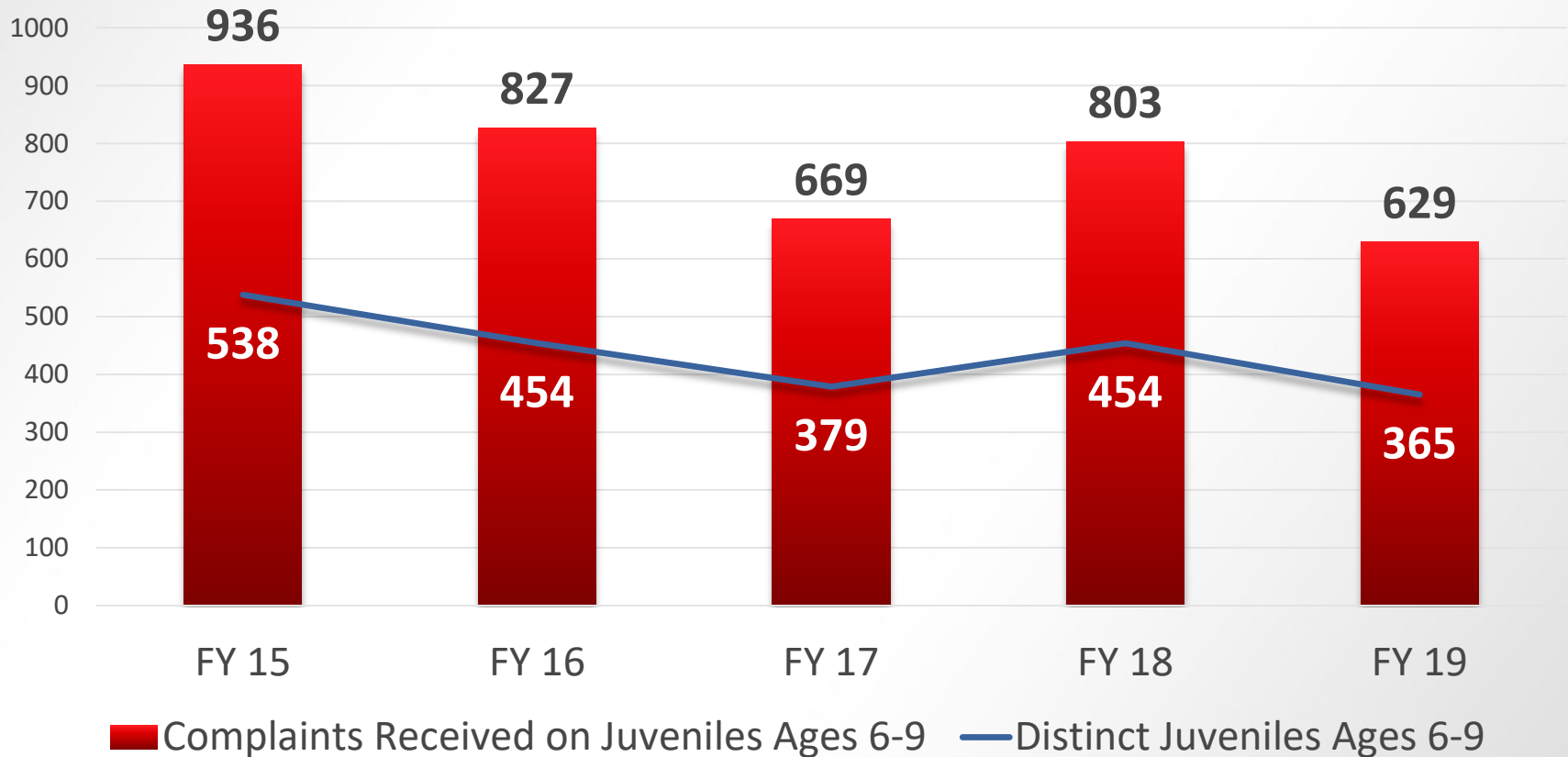


https://njdc.info/wp-content/uploads/NJDC_Minimum-Age_FINAL_Web-1.pdf



Minimum age of jurisdiction – FY Trend

Juveniles Under Age 10 Complaints Received and Distinct Juveniles



SCOPE – FY 18-19 Decisions

FY 18-19: Complaints Received		
All Ages		22,410
Juveniles Under Age 10		629
% Complaints Received on Juveniles Under 10		2.81%
Decisions on Complaints of Juveniles Under 10		
Closed (47%)	16% whole population	296
Diverted (33%)	24% whole population	209
Approved (20%)	60% whole population	124

****70% of Complaints Received were School-Based Offenses (SBOs)**

Diversion Plan/Contract Outcomes

▶ In CY 2018, the outcomes of juveniles age 6-9 who were placed on a diversion plan or contract were:

- 70% Successful
- 24% Satisfactory
- 6% Unsuccessful



[This Photo](#) by Unknown Author is licensed under [CC BY-SA](#)

Notable Risk/Needs Characteristics on Youth Ages 6-9

- 10% are functioning below grade level, need an educational evaluation, or have identified unmet EC needs
- 21% have a history of victimization
- 36% have mental health needs being addressed; 29% have behavior that indicates a need for mental health assessment and/or treatment
- 34% have P/LG/Custodian with marginal to inadequate supervision skills

Notable Risk/Needs Characteristics on Youth Ages 6-9

- 8% have one or more household member who abuses alcohol or drugs
- 33% have parents/siblings with conviction/adjudication record
 - 9% have parent/sibling who are currently incarcerated, on probation, or are known gang members

Needs Level	% of Total	Juveniles
Low	84%	1,552
Medium	16%	290
High	1%	10

In the past 5 years, regarding youth ages 6-9 served in JCPC programs.....

- ▶ There has been an 11% increase in admissions
- ▶ Approximately 93% of the youth served were identified as At Risk (no JJ involvement)
- ▶ Two program types consist of over half youth served
 - Tutoring/Academic Enhancement (33%)
 - Interpersonal Skill Building (25%)
- ▶ Two referral sources make up almost 3/4^{ths} of the youth served population
 - Parent/Guardian (41%)
 - Schools (31%)

Vote/Discuss

- ▶ New subcommittee - Minimum age analysis to seek solutions for youth under 10 years of age who would no longer be able to be compelled to attend community programming
 - Other state analysis

Policy

- JJ is implementing policies to further reduce crime.
 - Service Directory
 - Service Matching
 - Re-entry Programming