

# Your District's Scorecard

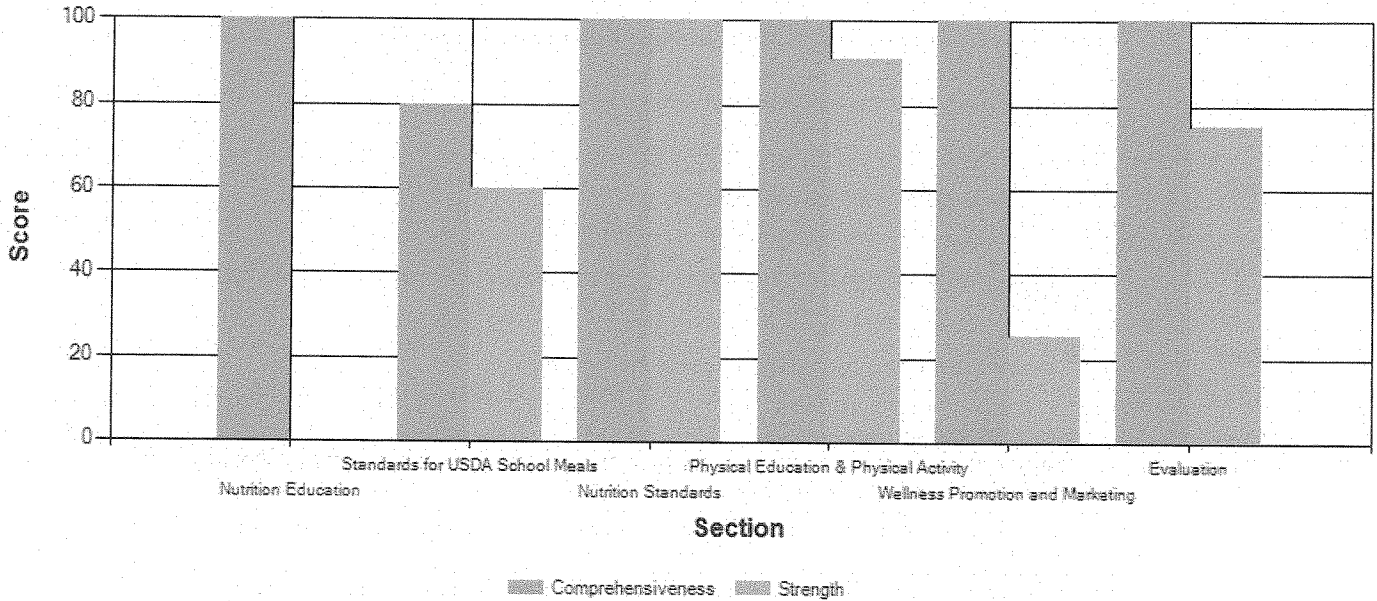
Close window

Congratulations! You have completed the WellSAT. Check out your scorecard below. It contains details of how you scored on each item and section of the assessment. It also provides resources that will help you improve your district's school wellness policy.

Items with a rating of "0" (item not addressed in the policy) or "1" (general or weak statement addressing the item) can be improved by referring to the resource links next to the items. Multiple resources addressing school wellness policy topics are available online. To avoid duplicative information, we have included a small selection, rather than a comprehensive listing.

**Version: 3.0**

**Policy Name: NC DIVISION OF JUVENILE JUSTICE**



## Section 1. Nutrition Education

Rating





Item ID	Description	Rating
NE1	Includes goals for nutrition education that are designed to promote student wellness.	1
NE2	Nutrition education teaches skills that are behavior focused, interactive, and/or participatory.	1
NE4	All middle school students receive sequential and comprehensive nutrition education.	1
NE5	All high school students receive sequential and comprehensive nutrition education.	1
NE6	Nutrition education is integrated into other subjects beyond health education	1
NE7	Links nutrition education with the school food environment.	1
NE8	Nutrition education addresses agriculture and the food system.	1
Subtotal for Section 1	<b>Comprehensiveness Score:</b> Count the number of items rated as "1" or "2" and divide this number by 7 (the number of items in this section). Multiply by 100. Do not count an item if the rating is "0."	100
	<b>Strength Score:</b> Count the number of items rated as "2" and divide this number by 7 (the number of items in this section).	0

Multiply by 100.

[Click here for Nutrition Education Resources](#)

## Section 2. Standards for USDA Child Nutrition Programs and School Meals


Rating

SM1	 Assures compliance with USDA nutrition standards for reimbursable school meals.	2
SM2	Addresses access to the USDA School Breakfast Program.	1
SM8	 Free drinking water is available during meals.	2
SM9	 Ensures annual training for food and nutrition services staff in accordance with USDA Professional Standards.	2
SM10	 Addresses purchasing local foods for the school meals program.	0
Subtotal for Section 2	<b>Comprehensiveness Score:</b> Count the number of items rated as "1" or "2" and divide this number by 5 (the number of items in this section). Multiply by 100. Do not count an item if the rating is "0."	80
	<b>Strength Score:</b> Count the number of items rated as "2" and divide this number by 5 (the number of items in this section). Multiply by 100.	60

[Click here for School Food Resources](#)

## Section 3. Nutrition Standards for Competitive and Other Foods and Beverages



Rating

NS1	 Addresses compliance with USDA nutrition standards (commonly referred to as Smart Snacks) for all food and beverages sold to students during the school day.	2
NS2	USDA Smart Snack standards are easily accessed in the policy.	2
NS8	Addresses foods and beverages containing caffeine at the high school level.	2
NS13	Addresses availability of free drinking water throughout the school day.	2
Subtotal for Section 3	<b>Comprehensiveness Score:</b> Count the number of items rated as "1" or "2" and divide this number by 4 (the number of items in this section). Multiply by 100. Do not count an item if the rating is "0."	100
	<b>Strength Score:</b> Count the number of items rated as "2" and divide this number by 4 (the number of items in this section). Multiply by 100.	100

[Click here for Nutrition Standards Resources](#)

## Section 4. Physical Education and Physical Activity


Rating


PEPA1	 There is a written physical education curriculum for grades K-12.	2
PEPA2	The written physical education curriculum for each grade is aligned with national and/or state physical education standards.	2
PEPA3	Physical education promotes a physically active lifestyle.	2
PEPA5	Addresses time per week of physical education instruction for all middle school students.	2
PEPA6	Addresses time per week of physical education instruction for all high school students.	2
PEPA7	Addresses qualifications for physical education teachers for grades K-12.	2
PEPA8	Addresses providing physical education training for physical education teachers.	2
PEPA9	Addresses physical education exemption requirements for all students.	2
PEPA10	Addresses physical education substitution for all students.	2
PEPA14	 Addresses physical activity breaks during school.	1
PEPA15	Joint or shared-use agreements for physical activity participation at all schools.	2
Subtotal for Section 4	<b>Comprehensiveness Score:</b> Count the number of items rated as "1" or "2" and divide this number by 11 (the number of items in this section). Multiply by 100. Do not count an item if the rating is "0."	100
	<b>Strength Score:</b> Count the number of items rated as "2" and divide this number by 11 (the number of items in this section). Multiply by 100.	91

[Click here for Resources on Physical Activity in Schools](#)

## Section 5. Wellness Promotion and Marketing

Rating







WPM1	Encourages staff to model healthy eating and physical activity behaviors.	1
WPM2	 Addresses strategies to support employee wellness.	1
WPM6	Specifies marketing to promote healthy food and beverage choices.	1

<b>WPM7</b>	 Restricts marketing on the school campus during the school day to only those foods and beverages that meet Smart Snacks standards.	<b>2</b>
<b>Subtotal for Section 5</b>	<b>Comprehensiveness Score:</b> Count the number of items rated as "1" or "2" and divide this number by 4 (the number of items in this section). Multiply by 100. Do not count an item if the rating is "0."	<b>100</b>
	<b>Strength Score:</b> Count the number of items rated as "2" and divide this number by 4 (the number of items in this section). Multiply by 100.	<b>25</b>

[Click here for Wellness Promotion and Marketing Resources](#)

## Section 6. Implementation, Evaluation & Communication

**Rating**



<b>IEC1</b>	Addresses the establishment of an ongoing district wellness committee.	<b>2</b>
<b>IEC2</b>	 Addresses how all relevant stakeholders (parents, students, representatives of the school food authority, teachers of physical education, school health professionals, the school board, school administrator, and the general public) will participate in the development, implementation, and periodic review and update of the local wellness policy.	<b>2</b>
<b>IEC3</b>	 Identifies the officials responsible for the implementation and compliance of the local wellness policy.	<b>2</b>
<b>IEC4</b>	 Addresses making the wellness policy available to the public.	<b>1</b>
<b>IEC5</b>	 Addresses the assessment of district implementation of the local wellness policy at least once every three years.	<b>2</b>
<b>IEC6</b>	 Triennial assessment results will be made available to the public and will include:	<b>1</b>
<b>IEC7</b>	 Addresses a plan for updating policy based on results of the triennial assessment.	<b>2</b>
<b>IEC8</b>	Addresses the establishment of an ongoing school building level wellness committee.	<b>2</b>
<b>Subtotal for Section 6</b>	<b>Comprehensiveness Score:</b> Count the number of items rated as "1" or "2" and divide this number by 8 (the number of items in this section). Multiply by 100. Do not count an item if the rating is "0."	<b>100</b>
	<b>Strength Score:</b> Count the number of items rated as "2" and divide this number by 8 (the number of items in this section). Multiply by 100.	<b>75</b>

[Click here for Resources for Wellness Policy Development, Implementation and Evaluation](#)

## Overall District Policy Score

<b>Total Comprehensiveness</b>	<b>District Score</b>
--------------------------------	-----------------------

Add the comprehensiveness scores for each of the six sections above and divide this number by 6.	97
<b>Total Strength</b> Add the strength scores for each of the six sections above and divide this number by 6.	<b>District Score</b> 59

 Federal Requirement  Farm to School  CSPAP

