



# North Carolina Department of Public Safety

---




## Prisons

Roy Cooper, Governor  
Eddie M. Buffaloe, Jr., Secretary

Timothy D. Moose, Chief Deputy Secretary  
Todd E. Ishee, Commissioner  
Brandeshawn Harris, Assistant Commissioner

### MEMORANDUM

**TO:** Joint Legislative Oversight Committee on Justice and Public Safety,  
Chairs, Senate Appropriations Committee on Justice and Public Safety  
Chairs, House Appropriations Committee on Justice and Public Safety

**FROM:** Eddie M. Buffaloe, Jr., Secretary   
Timothy D. Moose, Chief Deputy Secretary   
Todd E. Ishee, Commissioner of Prisons 

**RE:** Medical Cost Containment Report for Adult Corrections (FY 2021-22, Q2)

**DATE:** February 25, 2022

---

#### N.C.G.S. 143B-707.3

...

(c) The Department of Public Safety shall report quarterly to the Joint Legislative Oversight Committee on Justice and Public Safety and the chairs of the House of Representatives and Senate Appropriations Committees on Justice and Public Safety on:

(1) The percentage of the total inmates requiring hospitalization or hospital services who receive that treatment at each hospital.

(2) through (4) Repealed by Session Laws 2016-94, s. 17C.2A, effective July 1, 2016.

(4a) The volume of scheduled and emergent services listed by hospital and, of that volume, the number of those services that are provided by contracted and noncontracted providers.

(4b) The volume of scheduled and emergent admissions listed by hospital and, of that volume, the percentage of those services that are provided by contracted and noncontracted providers.

(5) The volume of inpatient medical services provided to Medicaid-eligible inmates, the cost of treatment, the estimated savings of paying the nonfederal portion of Medicaid for the services, and the length of time between the date the claim was filed and the date the claim was paid.

(5a) The status of the implementation of the claims processing system and efforts to address the backlog of unpaid claims.

**Mailing Address:**  
4260 Mail Service Center  
Raleigh, NC 27699-4260

[www.ncdps.gov](http://www.ncdps.gov)



**Office Location:**  
831 West Morgan Street  
Raleigh, NC 27603  
Phone: 919-838-4000  
Fax: 919-733-8272

*An Equal Opportunity Employer*

(6) The hospital utilization, including the amount paid to individual hospitals, the number of inmates served, the number of claims, and whether the hospital was a contracted or noncontracted facility.

(7) The total cost and volume for the previous fiscal quarter for emergency room visits originating from Central Prison and NCCIW Hospitals to UNC Hospitals, UNC Rex Healthcare, and WakeMed Hospital.

(8) The total payments for Medicaid and non-Medicaid eligible inmates to UNC Hospitals, UNC Rex Healthcare, and WakeMed Hospital, including the number of days between the date the claim was filed and the date the claim was paid.

(9) A list of hospitals under contract.

(10) The reimbursement rate for contracted providers. The Department shall randomly audit high-volume contracted providers to ensure adherence to billing at the contracted rate.

Reports submitted on August 1 shall include totals for the previous fiscal year for all the information requested.

### **Overview**

The Department of Public Safety (DPS) is responsible for providing constitutionally-mandated healthcare to the offender population, which includes medical, mental health and dental care. The Health Services section provides routine outpatient care in 55 facilities across the state and inpatient care at Central Prison Healthcare Complex and North Carolina Correctional Institute for Women. DPS also provides emergent and urgent care as necessary in all facilities. External providers are consulted when the clinical presentation requires services beyond the scope of the facility.

A contracted facility has signed a contract to provide medical care at a negotiated rate above the legislative rate of 70% of billed charges or twice the Medicaid rate. A non-contracted facility agrees to charge at the legislatively-mandated rate.

Unless otherwise indicated, the data in this report is for the period of October 1, 2021 and December 31, 2021.

**(1) The percentage of total inmates requiring hospitalization or hospital services who receive that treatment at each hospital.**

Attachment A provides the facility/provider, the amount paid and the volume and percentage of claims. It includes all external, contracted, and non-contracted services for the quarter.

**(4a) The volume of scheduled and emergent services listed by hospital and, of that volume, the number of those services that are provided by contracted and noncontracted providers.**

During the quarter, there were 1,593 episodes that required treatment at a community hospital. Of those episodes, 544 were at contract hospitals, while 1,049 were at non-contract hospitals. Attachment B provides the volume by hospital.

**(4b) The volume of scheduled and emergent admissions listed by hospital and, of that volume, the percentage of those services that are provided by contracted and noncontracted providers.**

Attachment C shows the scheduled and emergent admissions for the quarter. This includes 376 admissions from emergent services and 32 scheduled admissions. Contract hospitals provided 50.25% of the services, and non-contract hospitals provided 49.75% of the services.

**(5) The volume of inpatient medical services provided to Medicaid-eligible inmates, the cost of treatment, the estimated savings of paying the nonfederal portion of Medicaid for the services, and the length of time between the date the claim was filed and the date the claim was paid.**

During the quarter, 105 cases were identified as eligible for Medicaid. Based upon the *State Auditor's May 2012 Financial Related Audit Report*, the average savings of each case would be \$18,181.81. Using the methods applied in the audit, the estimated savings for the quarter would be approximately \$1,909,090.05. Information regarding the length of time between the date the claim was filed and the date the claim was paid is not available to DPS. Once the application is completed, it is processed at the county level and then sent to DHHS for payment.

**(5a) The status of the implementation of the claims processing system and efforts to address the backlog of unpaid claims.**

The third-party claims management vendor began processing claims for DPS on August 1, 2021. There currently is no backlog of claims, and the vendor pays all qualified bills within 30 days of submission.

**(6) The hospital utilization, including the amount paid to individual hospitals, the number of inmates served, the number of claims, and whether the hospital was a contracted or noncontracted facility.**

Attachment A includes these data points.

**(7) The total cost and volume for emergency room visits originating from Central Prison and NCCIW Hospitals to UNC Hospitals, UNC Rex Healthcare, and WakeMed Hospital.**

Table 1 shows the cost and volume for emergency room visits UNC Hospitals, UNC Rex Healthcare, and WakeMed Hospital.

*Table 1 . Volume and Cost by Hospital*

Facility	Provider Name	Volume of Claims	Cost	Paid
CENTRAL PRISON	UNIV OF NC HOSPITALS	3	\$2,812.00	\$2,456.49
CENTRAL PRISON	UNC REX HEALTHCARE	26	\$68,442.00	\$29,261.49
CENTRAL PRISON	WAKEMED	84	\$143,885.12	\$19,865.27
NC CI WOMEN	UNIV OF NC HOSPITALS	3	\$5,257.00	\$2,078.22
NC CI WOMEN	UNC REX HEALTHCARE	7	\$17,741.00	\$7,553.52
NC CI WOMEN	WAKEMED	141	\$269,417.12	\$48,187.80
		<b>264</b>	<b>\$507,554.24</b>	<b>\$109,402.79</b>

**(8) The total payments for Medicaid and non-Medicaid eligible inmates to UNC Hospitals, UNC Rex Healthcare, and WakeMed Hospital, including the number of days between the date the claim was filed and the date the claim was paid.**

Table 2 shows the total payments to Medicaid and non-Medicaid eligible inmates, the average days for payment of claims and the total claims for the quarter.

*Table 2. Average Days for Payment of Claims*

<b>Provider</b>	<b>Total Payment</b>	<b>Average Days from Submission to Payment</b>	<b>Number of Claims</b>
UNIV OF NC HOSPITALS	\$4,333,960.41	8.47	1,588
NC HEART AND VASCULAR	\$561,178.93	30.48	225
WAKEMED	\$404,283.09	15.34	119
<b>TOTAL</b>	<b>\$5,299,422.43</b>	<b>18.00</b>	<b>1,932</b>

**(9) A list of hospitals under contract.**

As of December 31, 2021, DPS has contracted with 23 health care systems across the state. The systems are listed below.

- Ashe Memorial Hospital
- Blue Ridge Regional Hospital
- Blue Ridge Healthcare System
- Caldwell Memorial Hospital
- Catawba Valley Medical Center
- Chatham Hospital Inc
- CHS Blue Ridge Morganton
- CHS Blue Ridge Valdese
- First Health Richmond Memorial
- Halifax Memorial Hospital
- High Point Regional Hospital
- Kindred Hospital Greensboro
- Montgomery Memorial Hospital
- Moore Regional Hospital
- Nash General Hospital
- New Hanover Regional Hospital
- Pender Memorial Hospital
- Randolph Hospital, Inc
- Rex Healthcare
- University of NC Hospitals
- Vidant Medical Center
- Vidant – Heritage, Outer Banks, Beaufort
- Vidant - Bertie, Chowan, Duplin, Roanoke Chowan

During the quarter, additional onsite clinics began at Central Prison Healthcare Complex (CPHC) and provided services for 1,452 patients. These outpatient specialty clinics included podiatry, orthopedics, orthotics, audiology, nephrology, ophthalmology, optometry, and telemedicine. NCCIW clinics provided services for

574 patients during the same timeframe. The surgical center at CPHC performed 98 outpatient surgical procedures, and 134 MRI studies were performed in the mobile MRI unit at CPHC.

**(10) The reimbursement rate for contracted providers. The Department shall randomly audit high-volume contracted providers to ensure adherence to billing at the contracted rate.**

Table 3 includes the reimbursement rate for contracted providers as of December 31, 2021. During the quarter, DPS audited 108 claims of contracted providers that were over \$100,000. The audit found 89% of claims were paid according to the provider’s contracted rate. The denied claims included Medicaid-eligible offenders, duplicates, or billing errors.

*Table 3. Reimbursement Rates – Audit Results*

Provider Name	Reimbursement Rate
CHS BLUE RIDGE MORGANTON	70% of billed or 2X Medicare (lesser of)
MH BLUE RIDGE MED CENTER	70% of billed or 2X Medicaid (lesser of)
MH MISSION HOSP MCDOWELL	70% of billed or 2X Medicaid (lesser of)
MH MISSION HOSPITAL LLP	70% of billed or 2X Medicaid (lesser of)
CATAWBA VALLEY MEDICAL CENTER	Outpatient: 70% of billed or 2X Medicaid Inpatient: 31% of billed charges
ROANOKE CHOWAN HOSPITAL	70% of billed or 2X Medicare (lesser of)
EAST CAROLINA HEALTH CHOWAN	70% of billed or 2X Medicare (lesser of)
BERTI MEMORIAL HOSPITAL	70% of billed or 2X Medicare (lesser of)
HERITAGE HOSPITAL	70% of billed or 2X Medicare (lesser of)
THE OUTER BANKS HOSPITAL INC	70% of billed or 2X Medicare (lesser of)
PITT COUNTY MEMORIAL HOSPITAL	70% of billed or 2X Medicare (lesser of)
BEAUFORT HOSPITAL	70% of billed or 2X Medicare (lesser of)
DUPLIN GENERAL HOSPITAL	70% of billed or 2X Medicare (lesser of)
HALIFAX REGIONAL MEDICAL CENTER	70% of billed or 2X Medicare (lesser of)
FIRSTHEALTH	62% of billed or 2.6X Medicaid (lesser of)
KINDRED HOSPITAL GREENSBORO	53% of billed charges
CALDWELL MEMORIAL HOSPITAL	2.4X Medicare
UNIV OF NC HOSPITALS	2.4X Medicare
CHATHAM HOSPITAL	2.4X Medicare
NOVANT NEW HANOVER REGIONAL MED CTR	70% of billed or 2X Medicare (lesser of)
REX HOSPITALS INC	2.4X Medicare
NEW HANOVER REGIONAL MED CTR	70% of billed or 2X Medicare (lesser of)
PENDER MEMORIAL HOSPITAL	70% of billed or 2X Medicare (lesser of)
	<b>Totals</b>

**ATTACHMENT A**

**PAYMENT AND CLAIMS DATA BY PROVIDER (October – December 2021)**

Facility/Provider	Contracted Y/N	Amount Paid	Volume of Claims	Inmate Volume	% of Total Inmates
UNC FACULTY PHYSICIANS	Y	\$1,179,865.22	2,666	1,083	10.739%
UNIV OF NC HOSPITALS	Y	\$4,333,960.41	1,733	1,115	11.056%
DYNAMIC PHYSIATRY PLLC	N	\$91,653.54	852	30	0.297%
PITT COUNTY MEMORIAL HOSPITAL	N	\$98,524.16	729	165	1.636%
NC HEART AND VASCULAR	Y	\$561,178.93	683	121	1.200%
EASTERN RADIOLOGIST INC	N	\$35,545.16	566	234	2.320%
UNC P AND A CLINICAL PATHOLOGY	Y	\$18,473.59	463	234	2.320%
GEORGE R KILPATRICK JR MD PA	N	\$33,495.00	439	20	0.198%
TESFAYE D FANTA MD PLLC	N	\$102,338.84	426	50	0.496%
COASTAL PLAINS PATHOLGY PA	N	\$0.00	348	114	1.130%
WAKE RADIOLOGY CONSULTANT PA	N	\$20,800.12	337	164	1.626%
DUKE UNIVERSITY HOSPITAL	N	\$84,061.18	333	118	1.170%
WAKEMED	N	\$62,566.94	314	181	1.795%
CHARLOTTE RADIOLOGY	N	\$25,966.28	278	172	1.706%
CAROLINA DIGESTIVE CARE	N	\$74,085.31	276	155	1.537%
CATAWBA VALLEY MEDICAL CENTER	N	\$467,239.94	276	159	1.577%
WAKEMED SPECIALISTS GROUP LLC	N	\$35,835.46	269	66	0.654%
GREENSBORO RADIOLOGY	N	\$18,307.35	227	145	1.438%
ATRIUM HLTH UNIVERSITY CITY	N	\$637,118.06	219	151	1.497%
SCOTLAND MEMORIAL HOSPITAL	N	\$268,787.75	218	98	0.972%
DUKE HEALTH RALEIGH HOSPITAL	N	\$493,424.64	214	123	1.220%
COLUMBUS REGIONAL HEALTHCARE S	N	\$347,915.48	205	115	1.140%
BLUE RIDGE HEALTHCARE	N	\$304,312.94	202	160	1.587%
RALEIGH RADIOLOGY ASSOCIATES	N	\$9,766.38	192	78	0.773%
ALBEMARLE ORTHO & SPORTS	N	\$50,082.18	191	53	0.526%
CATAWBA VALLEY MEDICAL CENTER	N	\$15,898.00	190	122	1.210%
WAKEMED	N	\$404,283.09	179	118	1.170%
WAYNE MEMORIAL HOSPITAL	N	\$256,037.41	166	122	1.210%
ECU PHYSICIANS DIAGNOSTIC	N	\$4,252.92	163	64	0.635%
CAROLINA ANESTHESIA AND PAIN	N	\$22,588.64	153	11	0.109%
PITT COUNTY MEMORIAL HOSPITAL	Y	\$588,594.52	149	122	1.210%
WAKE FOREST EMERGENCY PROVIDERS	N	\$35,397.96	146	105	1.041%
AMERICAN ANESTHESIOLOGY OF NC	N	\$20,595.98	144	41	0.407%
JOHNSTON HEALTH SERVICES CORP	N	\$205,297.13	143	85	0.843%
WAKE FOREST UNIV HEALTH	N	\$13,943.42	142	39	0.387%
NASH HOSPITALS INCORPORATED	N	\$336,477.55	140	99	0.982%
DELANEY RADIOLOGISTS PA	N	\$10,865.24	139	68	0.674%
ECU SCHOOL OF MEDICINE CLINIC	N	\$27,879.10	135	87	0.863%
CHS ANESTHESIA SERVICES GROUP	N	\$23,026.63	132	53	0.526%

Facility/Provider	Contracted Y/N	Amount Paid	Volume of Claims	Inmate Volume	% of Total Inmates
RANDOLPH PRIMARY CARE PA	N	\$69,237.00	130	13	0.129%
SOUTHEASTERN REGIONAL MED	N	\$227,823.72	128	94	0.932%
WAYNE RADIOLOGISTS PA	N	\$7,150.99	118	78	0.773%
FIRSTHEALTH MONTGOMERY MEMORIAL HOSPITA	Y	\$180,479.95	118	81	0.803%
UNC CARDIOLOGY AT LUMBERTON	Y	\$54,705.86	115	56	0.555%
PALLADIUM PRIMARY CARE	N	\$33,849.66	113	23	0.228%
ARA HEALTH SPECIALISTS	N	\$7,257.55	113	67	0.664%
COLUMBUS REGIONAL HEALTHCARE	N	\$8,936.28	112	77	0.764%
LENOIR MEMORIAL HOSPITAL	N	\$470,205.49	111	90	0.892%
NOVA MEDICAL ASSOCIATES	N	\$10,745.00	109	7	0.069%
PATHOLOGY ASSOC OF KINSTON	N	\$1,680.12	108	76	0.754%
MISSION HEALTH MAUZY PHILLIPS	N	\$247,574.44	107	91	0.902%
RALEIGH PATHOLOGY LAB ASSOC	N	\$41.14	105	62	0.615%
MISSION COMMUNITY ANESTHESIOLO	N	\$27,213.89	105	42	0.416%
CAROLINAEAST MEDICAL CENTER	N	\$196,814.21	104	78	0.773%
KINDRED HOSPITAL GREENSBORO	Y	\$5,434,451.26	102	34	0.337%
GOLDSBORO EMERGENCY MED	N	\$20,197.08	102	54	0.535%
NASH XRAY ASSOC PA	N	\$7,850.24	98	66	0.654%
CAROLINAS EMERGENCY GROUP	N	\$24,190.04	97	91	0.902%
CAROLINAS HOSPITALIST GROUP	N	\$13,200.08	93	25	0.248%
RALEIGH EMERGENCY MED ASSOC	N	\$15,883.48	90	60	0.595%
EMERGENCY COVERAGE CORPORATION	N	\$23,107.50	90	79	0.783%
KINSTON PHYSICIANS GROUP PLLC	N	\$24,001.96	89	75	0.744%
WILMINGTON PATHOLOGY	N	\$1,305.92	86	52	0.516%
EMP OF CRAVEN COUNTY PLLC	N	\$21,816.30	84	74	0.734%
NC EMERGENCY PHYSICIANS LLC	N	\$19,817.24	82	52	0.516%
CAROLINAS PATHOLOGY GROUP PA	N	\$4,748.98	81	70	0.694%
ALLIANCE MEDICAL ASSOCIATES	N	\$49,256.36	80	15	0.149%
NEW HANOVER REGIONAL MEDICAL	N	\$20,251.64	69	54	0.535%
ROBESON EMERGENCY PHYSICIANS	N	\$18,609.88	68	54	0.535%
SBN INCORPORATED	N	\$24,255.00	66	16	0.159%
MORGANTON ANESTHESIA PARTNERS	N	\$11,945.48	66	31	0.307%
COGENT HEALTHCARE OF NORTH CAR	N	\$12,861.24	62	25	0.248%
ROBESON HOSPITALIST GROUP PLLC	N	\$6,963.20	60	16	0.159%
DLP MARIA PARHAM MEDICAL CENTE	N	\$72,610.10	59	53	0.526%
EAST CAROLINA ANESTHESIA ASSOCIATES	N	\$9,790.00	56	31	0.307%
PENDER MEMORIAL HOSPITAL	Y	\$128,296.12	56	49	0.486%
PINEHURST PATHOLOGY CENTER INC	N	\$0.00	56	29	0.288%
NOVANT HEALTH NEW HANOVER	N	\$153,328.27	56	43	0.426%
SE REGIONAL PHYSICIAN SERVICES	N	\$6,046.34	54	33	0.327%
NORTH CAROLINA NEPHROLOGY	N	\$1,050.46	52	8	0.079%

Facility/Provider	Contracted Y/N	Amount Paid	Volume of Claims	Inmate Volume	% of Total Inmates
HCA REGIONAL TRANSPORT SERV	N	\$179,036.73	52	49	0.486%
NHMGCR HOSPITALIST	N	\$8,368.57	52	31	0.307%
STANLY COUNTY IMAGING PLLC	N	\$4,619.85	49	27	0.268%
NASH HEALTHCARE SYSTEM PHYSICI	Y	\$8,432.40	49	24	0.238%
SOUTHEAST ANESTHESIOLOGY CONSU	N	\$10,833.20	49	43	0.426%
SANDHILLS EMERGENCY PHY	N	\$12,661.20	49	39	0.387%
MOSES CONE HEALTH SYSTEM	N	\$126,745.32	47	40	0.397%
CAROLINAS MEDICAL CENTER	N	\$177,919.18	45	24	0.238%
CAROLINA UROLOGY ASSOCIATION	N	\$9,895.62	44	14	0.139%
COLUMBUS EMERGENCY GROUP	N	\$11,689.62	42	39	0.387%
MECKLENBURG RADIOLOGY ASSOC	N	\$2,554.22	41	22	0.218%
APOGEE MEDICAL GROUP NORTH	N	\$3,145.80	40	10	0.099%
SCOTLAND MEDICAL CTR	N	\$377.30	39	10	0.099%
NOVANT MEDICAL GROUP INC	N	\$8,374.23	39	15	0.149%
BULL CITY PHYSICIANS	N	\$11,405.42	39	33	0.327%
WESTERN CAROLINA EMERGENCY	N	\$10,466.54	38	25	0.248%
NORTH CAROLINA BAPTIST HOSPITA	N	\$125,768.90	38	24	0.238%
DURHAM RADIOLOGY ASSOC INC	N	\$4,657.40	38	15	0.149%
ROWAN REGIONAL IP	N	\$3,909.32	36	6	0.059%
FIRSTHEALTH MOORE REG	N	\$3,776.84	34	12	0.119%
SE PATHOLOGY ASSOC PA	N	\$2,055.24	34	21	0.208%
RANDOLPH PULMONARY AND SLEEP	N	\$11,120.20	34	5	0.050%
NOVANT HEALTH ROWAN MEDICAL CT	N	\$99,371.89	33	27	0.268%
EASTERN NEPHROLOGY ASSOCIATES	N	\$1,552.17	33	12	0.119%
WALTERS SURGICAL ASSOCIATES	N	\$19,579.84	31	22	0.218%
TRIAD RADIOLOGY ASSOCIATES PLL	N	\$3,284.38	29	19	0.188%
EAST CAROLINA HEALTH	N	\$28,697.26	29	13	0.129%
ROWAN MEDICAL CENTER	N	\$7,709.24	28	21	0.208%
CENTRAL HARNETT HOSPITAL	N	\$23,407.26	27	25	0.248%
UNC ORAL AND MAXILLOFACIAL	Y	\$38,325.73	27	27	0.268%
CENTRAL CAROLINA HOSPITAL	N	\$11,839.54	27	23	0.228%
EAST CAROLINA ENDOSCOPY	N	\$18,513.77	26	23	0.228%
CEP IM-POLLOCKSVILLE	N	\$5,821.18	25	21	0.208%
CAPE FEAR VALLEY HARNETT	N	\$33,216.24	25	7	0.069%
RALEIGH INFECTIOUS DISEASE	N	\$1,269.12	24	6	0.059%
FAMILY FOOT & ANKLE PHYSICIANS	N	\$4,074.34	23	2	0.020%
WESTERN PIEDMONT ANESTHESIA PA	N	\$4,601.41	22	21	0.208%
NORTHERN CAROLINA SURGICAL	N	\$1,953.59	22	5	0.050%
NOVANT HEALTH	N	\$4,886.70	22	19	0.188%
WILMINGTON HEALTH PLLC	N	\$2,428.48	22	7	0.069%
CALDWELL MEMORIAL HOSPITAL	Y	\$16,523.53	21	13	0.129%



Facility/Provider	Contracted Y/N	Amount Paid	Volume of Claims	Inmate Volume	% of Total Inmates
SAMPSON REGIONAL MED CTR	N	\$19,470.22	21	18	0.178%
CAROMONT REGIONAL MED	N	\$58,907.23	21	16	0.159%
BERTIE MEMORIAL HOSPITAL	Y	\$50,294.58	21	18	0.178%
OBAN ANESTHESIA ASSOCIATES PLL	N	\$1,549.28	20	15	0.149%
WATERWAY EMERGENCY PHYSICIANS	N	\$4,321.08	20	16	0.159%
PERSON MEMORIAL HOSPITAL	N	\$18,400.96	20	18	0.178%
SENTARA ALBEMARLE MEDICAL CENT	N	\$20,301.63	20	14	0.139%
TRIANGLE ORTHOPAEDIC ASSOCIATE	N	\$24,309.09	20	14	0.139%
BLUE RIDGE PATHOLOGY ASSOC	N	\$1,575.26	20	19	0.188%
MARIA PARHAM MEDICAL CENTER	N	\$5,257.68	19	17	0.169%
NOVANT HEALTH FORSYTH MED CTR	N	\$18,627.88	19	15	0.149%
EAST CAROLINA HEALTH CHOWAN	Y	\$49,031.58	19	16	0.159%
CAROLINA SURGERY AND CANCER CT	N	\$13,808.04	18	17	0.169%
CENTRAL EMERG PHYSICIANS	N	\$3,603.06	18	15	0.149%
EMERGENCY MEDICINE PHYS MECKLE	N	\$4,834.76	18	15	0.149%
HALIFAX REGIONAL MEDICAL CENTER	Y	\$17,669.58	18	15	0.149%
GEM CAPITAL PHYSICIANS PLLC	N	\$3,858.74	18	18	0.178%
ECKERT PATHOLOGY ASSOC PA	N	\$742.46	17	15	0.149%
CATAWBA VALLEY MEDICAL GROUP	N	\$2,799.88	17	9	0.089%
ATLANTIC UROLOGY	N	\$1,058.58	17	5	0.050%
JAMES S COXE III MD PA	N	\$767.96	16	5	0.050%
TOTAL RADIOLOGY SOLUTIONS PA	N	\$1,260.58	15	15	0.149%
COMMUNITY GENERAL HOSPITAL	N	\$48,242.05	15	14	0.139%
CLINTON X RAY ASSOC	N	\$1,914.46	15	15	0.149%
ACME MEDICAL SPECIALTIES PLLC	N	\$4,043.36	14	10	0.099%
MOUNTAIN AREA PATHOLOGY PA	N	\$2,282.20	14	9	0.089%
MOSES CONE PHYSICIAN SERV	N	\$4,528.62	14	6	0.059%
DLP FRYE MEDICAL GROUP	N	\$2,160.20	14	9	0.089%
PIEDMONT TRIAD PHYSICIANS PLLC	N	\$3,813.16	14	12	0.119%
GASTON RADIOLOGY PA	N	\$1,109.44	13	9	0.089%
ROWAN DIAGNOSTIC CLINIC	N	\$1,112.30	13	5	0.050%
ORTHOCAROLINA PA	N	\$16,589.13	13	9	0.089%
CAROMONT MEDICAL GROUP INCORPO	N	\$2,764.08	13	4	0.040%
COASTAL CAROLINA HEALTHCARE	N	\$803.42	13	9	0.089%
MID ATLANTIC EMERGENCY MED	N	\$3,514.30	13	11	0.109%
HOSPITAL PHYSICIAN SERVICES	N	\$1,888.92	12	5	0.050%
CARTERET GENERAL HOSPITAL	N	\$38,904.75	12	12	0.119%
CALDWELL EMERGENCY MEDICAL	N	\$2,748.34	11	10	0.099%
GUILFORD NEUROLOGIC ASSOCIATES	N	\$1,884.94	11	4	0.040%
FORSYTH MEDICAL CENTER	N	\$2,037.02	11	10	0.099%
GOLDSBORO ENDOSCOPY CENTER	N	\$6,820.10	11	9	0.089%

Facility/Provider	Contracted Y/N	Amount Paid	Volume of Claims	Inmate Volume	% of Total Inmates
FRYE REGIONAL MEDICAL CENTER	N	\$59,454.16	10	9	0.089%
BEAUFORT HOSPITAL	Y	\$14,950.61	10	9	0.089%
EAR SINUS & ALLERGY CENTER PA	N	\$1,442.92	10	4	0.040%
CARTERET HEARTH CARE	N	\$2,178.42	10	10	0.099%
SAMPSON REGIONAL EMERGENCY	N	\$1,726.20	10	10	0.099%
RANDOLPH SPECIALITY GROUP	N	\$5,355.00	9	9	0.089%
PATHOLOGISTS DIAGNOSTIC	N	\$112.00	9	8	0.079%
GASTROENTEROLOGY ASSOC	N	\$1,264.38	9	2	0.020%
NORTHEASTERN ORTHOPEDICS	N	\$9,946.76	9	7	0.069%
CBO MPMC EMERGENCY	N	\$0.00	9	1	0.010%
EAST CAROLINA SURGICAL	N	\$1,242.56	9	2	0.020%
RANDOLPH ORTHOPEDICS & SPORTS	N	\$50,079.16	9	8	0.079%
ASHISH SINGH MD	N	\$0.00	8	1	0.010%
PIEDMONT TRIAD ANESTHESIA PA	N	\$813.68	8	5	0.050%
FIRSTHEALTH CARDIOLOGY PMC	N	\$0.00	8	1	0.010%
PIEDMONT PATHOLOGY ASSOC	N	\$586.04	8	8	0.079%
COASTAL RADIOLOGY ASSOCIATES	N	\$181.44	8	3	0.030%
CAPE FEAR VALLEY NEUROLOGY	N	\$1,199.26	8	3	0.030%
REGIONAL ANESTHESIA PLLC	N	\$2,693.48	7	7	0.069%
FORSYTH MEDICAL GROUP LLC	N	\$1,174.34	7	3	0.030%
CAROLINA DIGESTIVE HLTH ASSOC	N	\$1,125.16	7	6	0.059%
GREGORY GRIDLEY PHD	N	\$490.00	7	6	0.059%
CAROLINA RADIOLOGY	N	\$122.68	7	3	0.030%
GLOBAL DIAGNOSTICS	Y	\$436.13	7	7	0.069%
NEOGENOMICS LABORATORIES	N	\$2,420.82	7	5	0.050%
WILKES REGIONAL MEDICAL CENTER	N	\$11,949.44	7	5	0.050%
MH MISSION HOSP MCDOWELL	N	\$20,824.37	7	6	0.059%
CAROLINA RADIOLOGY CONSULTANTS	N	\$303.08	6	5	0.050%
GRAYSTONE EYE SURGERY	N	\$11,122.30	6	5	0.050%
JOHNSTON MEDICAL ASSOCIATES	N	\$593.82	6	3	0.030%
THE WOUND CARE CENTER	N	\$429.52	6	4	0.040%
FIRSTHEALTH CARDIOLOGY	N	\$410.06	6	6	0.059%
CROSS RIVER CARDIOLOGY	N	\$363.96	6	2	0.020%
MOREHEAD MEMORIAL HOSPITAL	N	\$3,595.77	6	2	0.020%
MID CAROLINA RADIOLOGY	N	\$235.42	6	6	0.059%
LAUCHWOOD PATHOLOGY ASSOCIATES	N	\$331.80	6	6	0.059%
MANMOHAN SINGH MD MS	N	\$624.90	6	1	0.010%
DIGESTIVE HEALTH SPECIALISTS	N	\$1,661.48	6	3	0.030%
CRAVEN PATHOLOGY ASSOC INC	N	\$38.84	6	3	0.030%
SURGICENTER OF EASTERN CAROLINA	N	\$6,142.30	5	5	0.050%
ASSOCIATED UROLOGISTS OF NORTH CAROLINA	N	\$832.86	5	2	0.020%

Facility/Provider	Contracted Y/N	Amount Paid	Volume of Claims	Inmate Volume	% of Total Inmates
RALEIGH CAPITOL EAR NOSE AND T	N	\$999.60	5	1	0.010%
LORIS SEACOAST HOSPITALIST	N	\$6,150.74	5	2	0.020%
RAPID RADIOLOGY INC	N	\$28.50	5	3	0.030%
HARNETT EMERGENCY PHYSICIANS P	N	\$1,387.04	5	5	0.050%
LEXINGTON MEMORIAL HOSPITAL	N	\$1,158.75	5	5	0.050%
NOVANT HEALTH	N	\$59,802.03	5	4	0.040%
NEW HANOVER REGIONAL MEDICAL C	Y	\$44,313.05	5	3	0.030%
RALEIGH ORTHOPAEDIC CLINIC PA	N	\$2,178.60	5	5	0.050%
CABARRUS PATHOLOGY ASSOCIATES	N	\$0.00	5	3	0.030%
SURGICAL ASSOCIATES OF ASHEBOR	N	\$5,293.72	5	3	0.030%
ACS PRIMARY CARE PHYSICIANS	N	\$1,164.56	5	5	0.050%
METROLINA EYE CARE PA	N	\$5,283.00	4	3	0.030%
KND DEVELOPMENT 59 LLC	N	\$605.40	4	2	0.020%
CAROLINA INFECTIOUS DISEASES C	N	\$644.00	4	2	0.020%
GRACE CARE LLC	N	\$1,603.15	4	3	0.030%
FOREST CITY EYE CLINIC	N	\$4,475.50	4	4	0.040%
CMC NORTHEAST MEDICAL CENTER	N	\$566.94	4	1	0.010%
FAYETTEVILLE AMBULATORY	N	\$14,119.75	4	4	0.040%
EASTERN CAROLINA GASTROENTEROL	N	\$412.30	4	2	0.020%
RALEIGH NEUROLOGY ASSOC	N	\$91.56	4	3	0.030%
EASTERN MEDICAL ASSOCIATES PA	N	\$91.42	4	4	0.040%
NC SPECIALTY HOSPITAL	N	\$20,537.05	4	4	0.040%
ATLANTIC NEUROSURGICAL	N	\$5,023.24	3	1	0.010%
EYE SURGERY CENTER OF THE CARO	N	\$6,970.46	3	3	0.030%
NC GROUP SERVICES PLLC	N	\$398.54	3	2	0.020%
GASTONIA PHYSICIAN SERVICES	N	\$919.32	3	3	0.030%
VIDANT RADIATION ONCOLOGY LLC	N	\$1,797.64	3	1	0.010%
RALEIGH NEUROSURGICAL CLINIC	N	\$0.00	3	1	0.010%
BOICE WILLIS CLINIC PA	N	\$1,550.14	3	3	0.030%
FRYE REGIONAL MEDICAL CTR	N	\$593.46	3	2	0.020%
LOWER CAPE FEAR HOSPICE	N	\$186.51	3	1	0.010%
PURVIS-MOYER FOOT AND ANKLE CE	N	\$1,096.16	3	1	0.010%
CUMBERLAND ANESTHESIA	N	\$502.38	3	2	0.020%
DIGESTIVE DISEASE CENTER PA	N	\$263.27	3	2	0.020%
CHARLOTTE GASTROENTEROLOGY & HEPATOLOGY	N	\$869.24	3	1	0.010%
COASTAL CAROLINA ENT	N	\$4,023.84	3	2	0.020%
MISSION FOOT AND ANKLE PLLC	N	\$0.00	3	1	0.010%
CFVHS ED PHYSICIANS	N	\$612.88	2	2	0.020%
ANESTHETIX OF LEXINGTON PLLC	N	\$94.86	2	1	0.010%
ATLANTIC GASTROENTEROLOGY PA	N	\$1,306.12	2	2	0.020%
RUTHERFORD REGIONAL MEDICAL	N	\$542.65	2	2	0.020%

Facility/Provider	Contracted Y/N	Amount Paid	Volume of Claims	Inmate Volume	% of Total Inmates
DHP OF NORTH CAROLINA PC	N	\$344.40	2	2	0.020%
ALAMANCE REGIONAL MEDICAL	N	\$117.94	2	2	0.020%
RANDOLPH HOSPITAL INC	Y	\$588.30	2	1	0.010%
GRANVILLE MEDICAL CENTER	N	\$3,542.39	2	2	0.020%
PINEHURST SURGICAL CLINIC	N	\$1,441.40	2	2	0.020%
CATAWBA VALLEY MEDICAL CENTER	N	\$413.68	2	1	0.010%
CAROLINA NEUROSURGERY AND SPIN	N	\$5,459.62	2	1	0.010%
ASHEVILLE GASTROENTEROLOGY	N	\$1,215.88	2	2	0.020%
WILMINGTON ENT ASSOCIATES PA	N	\$1,008.44	2	1	0.010%
MOUNTAIN KIDNEY & HYPERTENSION	N	\$571.84	2	1	0.010%
WAYNE INTERNAL MEDICINE ASSOCI	N	\$173.20	2	2	0.020%
GASTROENTEROLOGY ASSOCIATES	N	\$2,291.60	2	2	0.020%
CAROLINA KIDNEY ASSOCIATES PA	N	\$476.00	2	1	0.010%
MEDICAL PARK HOSPITAL INC	N	\$10,090.26	2	2	0.020%
DURHAM NEPHROLOGY	N	\$0.00	2	1	0.010%
CAROLINA REGIONAL ORTHO	N	\$1,547.32	2	1	0.010%
WAKEMED RALEIGH OUTPT	N	\$174.98	2	1	0.010%
PINEHURST ANESTHESIA	N	\$337.27	2	2	0.020%
FAYETTEVILLE HEART CENTER	N	\$69.40	2	2	0.020%
VALLEY RADIOLOGY ASSOCIATES	N	\$172.46	2	2	0.020%
SAMPSON REGIONAL MEDICAL	N	\$594.44	2	2	0.020%
CAPE FEAR VALLEY ANESTHESIA	N	\$611.32	2	2	0.020%
SAMPSON SURGICAL SERVICES	N	\$623.00	2	1	0.010%
CAROLINA FAMILY CLINIC PA	N	\$147.32	2	1	0.010%
MOFDAPS	N	\$115.50	1	1	0.010%
WNC EYE SURGERY CENTERS INC	N	\$1,295.00	1	1	0.010%
MCLEOD CARIOTHORACIC VASCULAR	N	\$2,473.80	1	1	0.010%
GOLDSBORO EYE CLINIC PLLC	N	\$668.10	1	1	0.010%
REMOTE NEUROMONITORING PHYSICIANS PC	N	\$0.00	1	1	0.010%
JAMES MCLEOD MD	N	\$84.00	1	1	0.010%
CAROLINA UROLOGY HEALTHCARE PL	N	\$1,453.06	1	1	0.010%
TELE-PHYSICIANS PC	N	\$0.00	1	1	0.010%
MOORE ORTHOPEDICS AND SPORTS MEDICINE	N	\$1,462.48	1	1	0.010%
GRAND STRAND SURGICAL SPEC	N	\$1,316.24	1	1	0.010%
VIRTUAL RADIOLOGIC	N	\$74.38	1	1	0.010%
DANVILLE PATH BILLING CO LLC	N	\$0.00	1	1	0.010%
CRAIG S CARTER MD FACS PA	N	\$39.18	1	1	0.010%
PERSON HEALTH GASTROENTEROLOGY	N	\$102.61	1	1	0.010%
WILLIAM MOOSE MD	N	\$43.08	1	1	0.010%
FIRSTHEALTH INFECTIOUS DISEASE	N	\$0.00	1	1	0.010%
CLINTON SURGICAL PLLC	N	\$0.00	1	1	0.010%

Facility/Provider	Contracted Y/N	Amount Paid	Volume of Claims	Inmate Volume	% of Total Inmates
PH MEDICAL GROUP MIDLANDS	N	\$0.00	1	1	0.010%
PATHOLOGY SCIENCES MEDICAL GRP	N	\$0.00	1	1	0.010%
ANDREW J HUTCHINSON DO PA	N	\$635.56	1	1	0.010%
HIGH POINT REGIONAL HOSPITAL	Y	\$0.00	1	1	0.010%
GREENSBORO PATHOLOGY	N	\$63.52	1	1	0.010%
GRAYSTONE OPHTHALMOLOGY	N	\$2,483.44	1	1	0.010%
PINEHURST RADIOLOGY GROUP	N	\$11.62	1	1	0.010%
FAYETTEVILLE ORTHOPAEDIC	N	\$2,411.82	1	1	0.010%
COASTAL CAROLINA RADIATION	N	\$130.36	1	1	0.010%
WHITE EYE ASSOCIATES PA	N	\$0.00	1	1	0.010%
PIEDMONT STONE CENTER	N	\$982.14	1	1	0.010%
RALEIGH OPHTHALMOLOGY PC	N	\$0.00	1	1	0.010%
COASTAL CAROLINA SURG ASSC	N	\$0.00	1	1	0.010%
EASTERN CAROLINA CARD PA	N	\$0.00	1	1	0.010%
CORNERSTONE HEALTH CARE	N	\$0.00	1	1	0.010%
PHYSICIANS EAST GREENVILLE	N	\$158.90	1	1	0.010%
CAROLINA CRANIOSPINAL NEURO	N	\$5,612.78	1	1	0.010%
ALLEN ORTHOPEDICS	N	\$978.32	1	1	0.010%
HEART RHYTHM ASSOCIATES	N	\$0.00	1	1	0.010%
DAVIE COUNTY HOSPITAL	N	\$342.16	1	1	0.010%
DIANNE DOOKHAN	N	\$0.00	1	1	0.010%
PRISMA HEALTH RICHLAND	N	\$0.00	1	1	0.010%
GRAHAM H WILSON DDS PA	N	\$892.50	1	1	0.010%
RALEIGH EYE AND FACE PLASTIC SURGERY	N	\$0.00	1	1	0.010%
		<b>\$20,996,427.09</b>	<b>21056</b>	<b>10085</b>	<b>100.000%</b>

**ATTACHMENT B**

**SCHEDULED AND EMERGENT SERVICES BY HOSPITAL (October – December 2021)**

<b>Contract Hospitals</b>	<b>Admit</b>	<b>ER Only</b>	<b>Totals</b>	<b>Non-Contract Hospital</b>	<b>Admit</b>	<b>ER Only</b>	<b>Totals</b>
1ST HEALTH-MOORE REG	10	8	18	ALBEMARLE HOSPITAL	2	10	12
BEAUFORT COUNTY HOSP	4	28	32	ANNIE PENN MEMORIAL	4	20	24
BERTIE MEM HOSP		21	21	ANSON COUNTY HOSP	1	30	31
BLUE RIDGE REG HOSP.	5	33	38	ATRIUM HEALTH	3	1	4
CALDWELL MEMORIAL HO	3	12	15	BETSY JOHNSON MEM	1		1
CATAWBA VALLEY MED.	19	79	98	CAPE FEAR VALLEY HOS	3	2	5
CHOWAN HOSPITAL, INC	1	10	11	CAR.MED.CENT.- UNION	1	4	5
KINDRED HOSPITAL	2		2	CAROLINAEAST(CRAVEN)	5	46	51
MONTGOMERY MEM HOSP	2	15	17	CAROLINAS MED CTR NE	5	1	6
NEW HANOVER REG MED	24	23	47	CAROMONT HEALTH		6	6
PENDER MEM HOSP INC	1	43	44	CARTERET GENERAL HOS		10	10
RANDOLPH HOSP INC		1	1	CENTRAL CAROLINA HOS	1	10	11
REX HOSPITAL	39	19	58	CENTRAL HARNETT HOSP	5	19	24
ROANOKE-CHOWAN HOSPI		1	1	CMC - LINCOLN	1	8	9
SCOTLAND MEM HOSP	16	22	38	CMC ANSON		4	4
UNC HOSPITALS	29	16	45	COLUMBUS REGIONAL	8	46	54
VIDANT NORTH HOSP.	3	11	14	DUKE RALEIGH HOSP.	1		1
VIDANT/PITT CO MEM	24	20	44	DUKE REGIONAL HOSP	3	10	13
				DUKE UNIV. MED. CTR	11	4	15
				FRANKLIN REG MED CEN		1	1
				FRYE REG. MED. CEN.		2	2
				GRACE HOSPITAL, INC.	4	77	81
				JOHNSTON HEALTH		3	3
				JOHNSTON MEM. HOSP	4	37	41
				LENOIR MEMORIAL HOSP	22	52	74
				LEXINGTON MEM HOSP		1	1
				LORIS COMMUNITY HOSP	2	5	7
				MARIA PARHAM HOS INC	6	39	45
				MCDOWELL HOSPITAL	1		1
				MCLEOD REGOINAL MED	1		1
				MEMORIAL MISSION HOS	6	18	24
				MOSES H CONE MEM HOS	1	1	2
				NASH GENERAL HOSPITA	10	43	53
				NC BAPTIST HOSPITALS	2	1	3
				NOVANT HEALTH FORSYT	3	13	16
				NOVANT/ROWAN COUNTY	3	17	20
				PERSON CO MEM HOSPIT	1	2	3
				RUTHERFORD HOSPITAL		5	5
				S EASTERN REG MED C	14	55	69
				SAMPSON CTY MEM HOSP		20	20
				STANLY REG MED CENT	7	32	39
				THOMASVILLE MED CTR	3	8	11
				UNC HEALTH-HILLSBOR		1	1
				WAKE MEDICAL CENTER	40	125	165
				WAYNE MEMORIAL HOSP	9	63	72
				WILKES REG MED CEN		3	3
<b>Total</b>	<b>182</b>	<b>362</b>	<b>544</b>	<b>Total</b>	<b>194</b>	<b>855</b>	<b>1049</b>

**ATTACHMENT C**

**SCHEDULED AND EMERGENT ADMISSIONS BY HOSPITAL (October – December 2021)**

<b>Contract Hospitals</b>	<b>Offenders</b>	<b>Non-Contract Hospitals</b>	<b>Offenders</b>
1ST HEALTH-MOORE REG	10	ALBEMARLE HOSPITAL	2
BEAUFORT COUNTY HOSP	4	ANNIE PENN MEMORIAL	4
BLUE RIDGE REG HOSP.	5	ANSON COUNTY HOSP	1
CALDWELL MEMORIAL HO	3	ATRIUM HEALTH	4
CATAWBA VALLEY MED.	19	BETSY JOHNSON MEM	1
CHOWAN HOSPITAL, INC	1	CAPE FEAR VALLEY HOS	3
KINDRED HOSPITAL	6	CAR.MED.CENT.- UNION	2
MONTGOMERY MEM HOSP	2	CAROLINAEAST(CRAVEN)	5
NEW HANOVER REG MED	26	CAROLINAS MED CTR NE	5
PENDER MEM HOSP INC	1	CENTRAL CAROLINA HOS	1
REX HOSPITAL	40	CENTRAL HARNETT HOSP	5
ROANOKE-CHOWAN HOSPI	1	CMC - LINCOLN	1
SCOTLAND MEM HOSP	16	COLUMBUS REGIONAL	8
UNC HOSPITALS	44	DUKE RALEIGH HOSP.	2
VIDANT NORTH HOSP.	3	DUKE REGIONAL HOSP	3
VIDANT/PITT CO MEM	24	DUKE UNIV. MED. CTR	11
		FRYE REG. MED. CEN.	2
		GRACE HOSPITAL, INC.	4
		JOHNSTON MEM. HOSP	5
		LENOIR MEMORIAL HOSP	23
		LORIS COMMUNITY HOSP	2
		MARIA PARHAM HOS INC	6
		MCDOWELL HOSPITAL	1
		MCLEOD REGOINAL MED	1
		MEMORIAL MISSION HOS	6
		MOSES H CONE MEM HOS	1
		NASH GENERAL HOSPITA	11
		NC BAPTIST HOSPITALS	2
		NOVANT HEALTH FORSYT	3
		NOVANT/ROWAN COUNTY	3
		PERSON CO MEM HOSPIT	1
		S EASTERN REG MED C	14
		SAMPSON CTY MEM HOSP	1
		STANLY REG MED CENT	7
		THOMASVILLE MED CTR	3
		WAKE MEDICAL CENTER	40
		WAYNE MEMORIAL HOSP	9
<b>Total Contract</b>	<b>205</b>	<b>Total Non-Contract</b>	<b>203</b>
<b>GRAND TOTAL</b>			<b>408</b>