









RAISE the AGE

Thank you for joining. We will start momentarily.

Public comment form: <https://www.ncdps.gov/our-organization/juvenile-justice/key-initiatives/raise-age-nc/juvenile-jurisdiction-advisory-8>

WebEx Shortcuts for a Successful Meeting

| Icon | Description |
|---|--|
|  | Clicking this button will mute or unmute your audio. |
|  | Clicking this button will turn off and on your camera. |
|  | Clicking this button will allow you to choose what you would like to display, present or share during the WebEx. |
|  | Clicking this button will allow you to record the meeting / presentation. |
|  | Clicking this button will display the list of participants joining the WebEx. |
|  | Clicking this button will enable the chat feature within WebEx. You can send a chat message to everyone or just certain participants. |
|  | Clicking this button will provide you with more advanced options. One feature will allow you to switch the audio settings (computer, calling in via phone, or call me number). |
|  | This button will end your meeting. |

Logistics and Helpful Things to Know

- ▶ JJAC members:
 - Please mute your audio until ready to speak
 - To ask questions during webinar, use the chat feature

After the webinar:

- ▶ The presenter materials and a recording of the meeting will be made available.

